


Section 1

Cars

Categories:

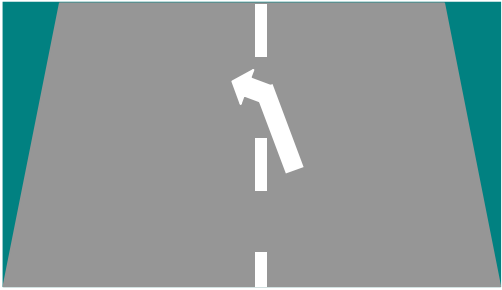
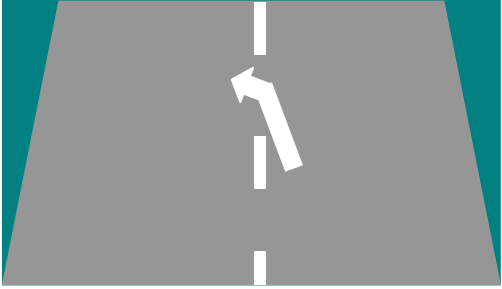

B1, B, B+E, B-Automatic




Alertness

Ref	Question	Possible Answers	Correct Answer(s)
1. 1.1	When turning your car in the road, you must: (Mark one answer)	<ul style="list-style-type: none"> • Overhang the kerb • Use an available driveway • Check all around for other road users • Keep your hand on the handbrake 	✓ Check all around for other road users
1. 1.2 MC	Before making a U - turn in the road, you should always: (Mark one answer)	<ul style="list-style-type: none"> • Give another signal as well as using your indicators • Signal so that other drivers can slow down • Look over your shoulder for final confirmation • Select a higher gear than normal 	✓ Look over your shoulder for final check
1. 1.3 MC	As a driver what do you understand by the term 'Blind Spot'? (Mark one answer)	<ul style="list-style-type: none"> • An area covered by your right hand mirror • An area not covered by your headlights • An area covered by your left hand mirror • An area not seen in your mirrors 	✓ An area not seen in your mirrors
1. 1.4	Objects or articles hanging from your interior mirror may (Mark two answers)	<ul style="list-style-type: none"> • Restrict your view • Improve your driving • Distract your attention • Help your concentration 	<ul style="list-style-type: none"> ✓ Restrict your view ✓ Distract your attention
1. 1.5	When driving you are most likely to lose concentration if you (Mark two answers)	<ul style="list-style-type: none"> • Use a mobile phone • Listen to very loud music • Switch on the heated rear window • Look at the door mirrors 	<ul style="list-style-type: none"> ✓ Use a mobile phone ✓ Listen to very loud music
1. 1.6	When driving, which four are most likely to cause you to lose concentration (Mark four answers)	<ul style="list-style-type: none"> • Using a mobile phone • Talking into a microphone • Tuning your car radio • Looking at a map • Checking the mirrors • Using the demisters 	<ul style="list-style-type: none"> ✓ Using a mobile phone ✓ Talking into a microphone ✓ Tuning your car radio ✓ Looking at a map
1. 1.7	What does the abbreviation MSM mean? (Mark one answer)	<ul style="list-style-type: none"> • Mirror, signal, manoeuvre • Manoeuvre, signal, mirror • Mirror, speed, manoeuvre • Manoeuvre, speed, mirror 	✓ Mirror, signal, manoeuvre
1. 1.8	You are driving on a wet road and you have to stop your vehicle in an emergency. You should: (Mark one answer)	<ul style="list-style-type: none"> • Apply the handbrake and footbrake together • Keep both hands on the wheel • Select reverse gear • Give an arm signal 	✓ Keep both hands on the wheel

1. 1.9 MC	When following a large vehicle you should stay well back because <i>(Mark one answer)</i>	<ul style="list-style-type: none"> • It allows you to corner more quickly • It helps the large vehicle to stop more easily • It allows the driver to see you in the mirror • It helps you to keep out of the wind 	✓ It allows the driver to see you in the mirror
1. 1.10 MC	In which of these following situations should you avoid overtaking? <i>(Mark one answer)</i>	<ul style="list-style-type: none"> • Just after a bend • In a one-way street • On a 30 mph road • Approaching a dip in the road 	✓ Approaching a dip in the road
1. 1.11	Which of the following may cause distraction on a long journey? <i>(Mark four answers)</i>	<ul style="list-style-type: none"> • Loud music • Arguing with a passenger • Using a mobile phone • Putting in a cassette tape/ CD • Stopping regularly to rest • Pulling up to tune the radio 	<ul style="list-style-type: none"> ✓ Loud music ✓ Arguing with a passenger ✓ Using a mobile phone ✓ Putting in a cassette tape/ CD
1. 1.12	You should not use a mobile phone whilst driving <i>(Mark one answer)</i>	<ul style="list-style-type: none"> • Until you are satisfied that no other traffic is near • Unless you are able to drive one handed • Because it might distract your attention from the road ahead • Because reception is poor when the engine is running 	✓ Because it might distract your attention from the road ahead
1. 1.13	Your vehicle is fitted with a hands-free phone system. Using this equipment whilst driving <i>(Mark one answer)</i>	<ul style="list-style-type: none"> • Is quite safe as long as you slow down • Could distract your attention from the road • Is recommended by <i>The Highway Code</i> • Could be very good for road safety 	✓ Could distract your attention from the road
1. 1.14	Using a hands-free phone is likely to <i>(Mark one answer)</i>	<ul style="list-style-type: none"> • Improve your safety • Increase your concentration • Reduce your view • Divert your attention 	✓ Divert your attention
1. 1.15	Using a mobile phone while you are driving <i>(Mark one answer)</i>	<ul style="list-style-type: none"> • Is acceptable in a vehicle with power steering • Will reduce your field of vision • Could distract your attention from the road • Will affect your vehicle' 	✓ Could distract your attention from the road

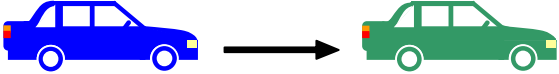
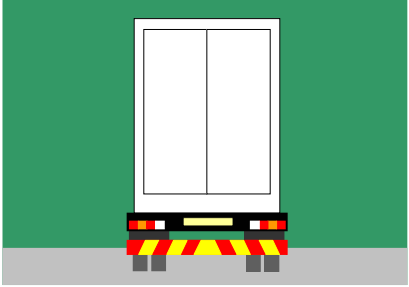
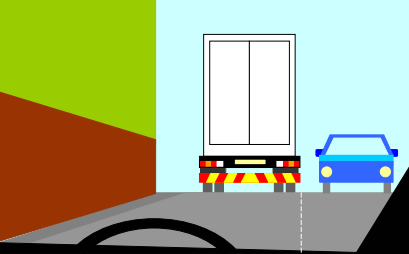
1. 1.16 MC	The white arrow in the diagram means that you should not plan to <i>(Mark one answer)</i>	<ul style="list-style-type: none"> • Slow down • Turn right • Overtake • Turn left 		✓ Overtake
1. 1.17 MC	The road marking in the diagram warns <i>(Mark one answer)</i>	<ul style="list-style-type: none"> • Drivers to use the hard shoulder • Overtaking drivers there is a bend to the left • Overtaking drivers to move back to the left • Drivers that it is safe to overtake 		✓ Overtaking drivers to move back to the left
1. 1.18	You are driving along a narrow country road. When passing the cyclist you should drive <i>(Mark one answer)</i>	<ul style="list-style-type: none"> • Slowly, sounding the horn as you pass • Quickly, leaving plenty of room • Slowly, leaving plenty of room • Quickly, sounding the horn as you pass 		✓ Slowly, leaving plenty of room ✓ Stop in a proper and convenient place
1. 1.19	To answer your mobile phone when driving, you should: <i>(Mark one answer)</i>	<ul style="list-style-type: none"> • Reduce your speed wherever you are • Stop in a proper and convenient place • Keep the call time to a minimum • Slow down and allow others to overtake 	✓ After stopping in a suitable place	
1. 1.20 MC	You want to use a mobile phone whilst driving the car. You should only use the phone: <i>(Mark one answer)</i>	<ul style="list-style-type: none"> • After stopping in a suitable place • When driving on a quiet, minor roads • If you are driving on a motorway • If you feel your driving will be unaffected 	✓ Suitably parked	
1. 1.21	You should ONLY use a mobile or cellular phone when: <i>(Mark one answer)</i>	<ul style="list-style-type: none"> • Receiving a call • Suitably parked • Driving at less than 30 mph • Driving an automatic vehicle 		

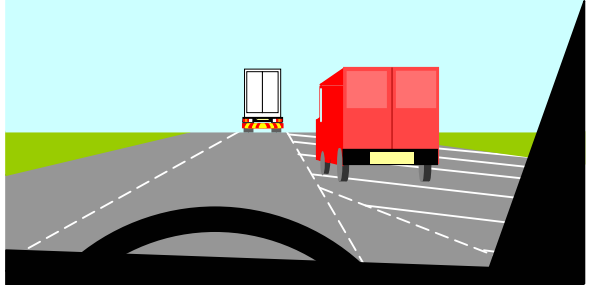
1. 1.22	What is the safest way to use a mobile phone in a car? <i>(Mark one answer)</i>	<ul style="list-style-type: none"> • Use hands-free equipment • Find a suitable place to stop • Drive slowly on a quiet road • Direct your call through the operator 	✓ Find a suitable place to stop
1. 1.23	Why should you be parked before using a mobile phone? <i>(Mark one answer)</i>	<ul style="list-style-type: none"> • Because reception is better when stopped • So control of your vehicle is not affected • So a proper conversation can be held • Because the car electrics will be affected 	
1. 1.24	You are driving in the dark and are dazzled by the headlights of an oncoming car. You should <i>(Mark one answer)</i>	<ul style="list-style-type: none"> • Slow down or stop • Close your eyes • Flash your headlights • Pull down the sun visor 	<ul style="list-style-type: none"> ✓ So control of your vehicle is not affected ✓ Slow down or stop
1. 1.25	You are driving at dusk. Your lights should be switched on <i>(Mark two answers)</i>	<ul style="list-style-type: none"> • Even when street lights are not lit • So others can see you • Only when others have done so • Only when street lights are lit 	<ul style="list-style-type: none"> ✓ Even when street lights are not lit ✓ So others can see you
1. 1.26	To overtake safely, which one of the following applies? <i>(Mark one answer)</i>	<ul style="list-style-type: none"> • Check the speed and position of following traffic • Cut back in sharply when you have passed the vehicle • Get in close behind before to move out • Steer round the vehicle sharply 	✓ Check the speed and position of following traffic

Attitude

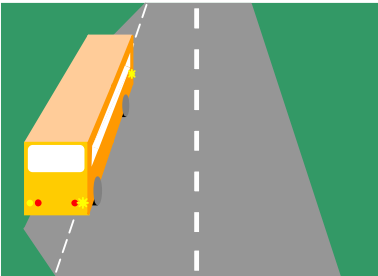
Ref	Question	Possible Answers	Correct Answer (s)
1. 2.1 MC	A pelican crossing that crosses the road in a STRAIGHT line and has a central traffic island MUST be treated as: <i>(Mark one answer)</i>	<ul style="list-style-type: none"> • One crossing in daylight only • One complete crossing • Two separate crossings • Two crossings during darkness 	✓ One complete crossing
1. 2.2 MC	When at a pelican crossing the amber light means you MUST <i>(Mark one answer)</i>	<ul style="list-style-type: none"> • Stop and wait for the green lights • Stop and wait for the red light • Give way to pedestrians waiting to cross • Give way to pedestrians already on the crossing 	✓ Stop and wait for the red light

1. 2.3 MC	You are approaching a pelican crossing. The amber light is showing. You MUST: <i>(Mark one answer)</i>	<ul style="list-style-type: none"> • Give way to pedestrians who are crossing • Encourage pedestrians to cross • Not move until the green light appears • Stop even if the crossing is clear 	✓ Stop even if the crossing is clear
1. 2.4 MC	You are approaching a zebra crossing. Pedestrians are waiting to cross. You should: <i>(Mark one answer)</i>	<ul style="list-style-type: none"> • Give way to elderly and infirm only • Slow down and prepare to stop • Use your headlights to indicate they can cross • Wave at them to cross the road 	✓ Slow down and prepare to stop
1. 2.5	You have stopped at a pedestrian (zebra) crossing to allow pedestrians to cross. You should: <i>(Mark one answer)</i>	<ul style="list-style-type: none"> • Wait until they have crossed • Edge your vehicle forward slowly • Wait, revving your engine • Signal to pedestrians to cross 	✓ Wait until they have crossed
1. 2.6	You should never wave or urge people across at pedestrian crossing because <i>(Mark one answer)</i>	<ul style="list-style-type: none"> • There may be another vehicle coming • They may not be looking • It is safer for you to carry on • They may not be ready to cross 	✓ There may be another vehicle coming
1. 2.7	At Pedestrian (zebra) crossing you should.. <i>(Mark one answer)</i>	<ul style="list-style-type: none"> • Rev your engine to encourage pedestrians to cross quickly • Park only on the zigzag lines on the left • Always leave it clear in traffic queues • Wave pedestrians to cross if you intend to wait for them 	✓ Always leave it clear in traffic queues
1. 2.8	You stopped for pedestrians waiting to cross at a zebra crossing. They did not start to cross. What should you do? <i>(Mark one answer)</i>	<ul style="list-style-type: none"> • Be patient and wait • Sound your horn • Drive on • Wave them to cross 	✓ Be patient and wait
1. 2.9 MC	You may use the 'Two-Second Rule' <i>(Mark one answer)</i>	<ul style="list-style-type: none"> • Before restarting the engine after it has stalled • To keep a safe gap from the vehicle in front • Before using the 'Mirror – Signal – manoeuvre' routine • When emerging on wet roads 	✓ To keep a safe gap from the vehicle in front

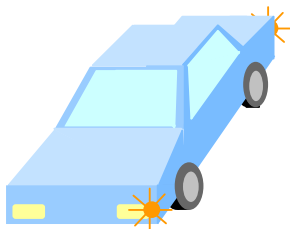
1. 2.10	A two - second gap between yourself and the car in front is usually sufficient when conditions are: <i>(Mark one answer)</i>	<ul style="list-style-type: none"> • Wet • Good • Damp • Foggy 	✓ Good	
1. 2.11	In fast moving traffic a two-second gap may be enough only when conditions are: <i>(Mark one answer)</i>	<ul style="list-style-type: none"> • Dry • Wet • Damp • Foggy 	✓ Dry	
1. 2.12 MC	'Tailgating' usually means <i>(Mark one answer)</i>	<ul style="list-style-type: none"> • Using the rear door of a hatchback car • Reversing into a parking space • Following another vehicle too closely • Driving with rear fog lights on 	✓ Following another vehicle too closely	
1. 2.13	You are driving on a clear night. There is a steady stream of oncoming cars. The national speed limit applies. Which lights should you use? <i>(Mark one answer)</i>	<ul style="list-style-type: none"> • Full beam headlight • Sidelights • Dipped headlights • Fog lights 	✓ Dipped headlights	
1. 2.14 MC	Following this vehicle too closely is unwise because: <i>(Mark two answers)</i>	<ul style="list-style-type: none"> • Your brakes will overheat • Your view ahead is increased • Your engine will overheat • Your view ahead is reduced • The driver cannot see you in his mirrors 	<ul style="list-style-type: none"> ✓ Your view ahead is reduced ✓ The driver cannot see you in his mirrors 	
1. 2.15	You are following this lorry or truck. You should keep well back from it to: <i>(Mark one answer)</i>	<ul style="list-style-type: none"> • Give you a good view of the road ahead • Stop following traffic from rushing through the junction • Prevent traffic behind you from overtaking • Allow you to hurry through the traffic lights if they change 	<ul style="list-style-type: none"> ✓ Give you a good view of the road ahead ✓ Slow down and let the vehicle turn 	
1. 2.16	You are driving behind a large vehicle. It signals left but steers to the right. You should: <i>(Mark one answer)</i>	<ul style="list-style-type: none"> • Slow down and let the vehicle turn • Drive on, keeping to the left • Overtake on the right of it • Hold your speed and sound your horn 	<ul style="list-style-type: none"> ✓ Slow down and let the vehicle turn 	

1. 2.17 MC	You are following a vehicle on a wet and slippery road. You should leave a time gap of at least (<i>Mark one answer</i>)	<ul style="list-style-type: none"> • One second • Two seconds • Three seconds • Four seconds 	✓ Four seconds
1. 2.18	You are driving along this road. The red van cuts in close in front of you. What should you do? (<i>Mark one answer</i>)	<ul style="list-style-type: none"> • Accelerate to get closer to the red van • Give a long blast on the horn • Drop back to leave the correct separation distance • Flash your headlights several times 	
			✓ Drop back to leave the correct separation distance
1. 2.19 MC	You are in a line of traffic. The driver behind you is following very closely. What action should you take? (<i>Mark one answer</i>)	<ul style="list-style-type: none"> • Ignore the following driver and continue to drive within the speed limit • Slow down, gradually increasing the gap between you and the vehicle in front • Signal left and wave the following driver past • Move over to a position just left of the centre line of the road 	✓ Slow down, gradually increasing the gap between you and the vehicle in front
1. 2.20 MC	You are driving at the legal speed limit. A vehicle comes up quickly behind, flashing its headlights. You should: (<i>Mark one answer</i>)	<ul style="list-style-type: none"> • Accelerate to make a gap behind you • Touch the brakes to show your brake lights • Maintain your speed to prevent the vehicle from overtaking • Allow the vehicle to overtake 	✓ Allow the vehicle to overtake
1. 2.21	You are waiting in a traffic queue at night. To avoid dazzling the drivers behind, you should: (<i>Mark one answer</i>)	<ul style="list-style-type: none"> • Apply the handbrake only • Apply the footbrake only • Switch off your headlights • Use both the handbrake and footbrake 	✓ Apply the handbrake only
1. 2.22	When are you permitted to exceed the maximum speed limit? (<i>Mark one answer</i>)	<ul style="list-style-type: none"> • Between midnight and 6 am • At no time • When overtaking • When the road is clear 	✓ At no time
1. 2.23	You are driving at the legal speed limit. A vehicle behind tries to overtake. Should you try to prevent the driver overtaking? (<i>Mark one answer</i>)	<ul style="list-style-type: none"> • No, unless it is safe to do so • Yes, because the other driver is acting dangerously • No, not at any time • Yes, because the other driver is breaking the law 	✓ No, not at any time

1. 2.24	You are driving in traffic at the speed limit for the road. The driver behind is going to overtake. You should: <i>(Mark one answer)</i>	<ul style="list-style-type: none"> • Move closer to the car ahead, so the driver behind has no room to overtake • Wave the driver behind to overtake when it is safe • Keep a steady course and allow the driver behind to overtake • Accelerate to get away from the driver behind 	✓ Keep a steady course and allow the driver behind to overtake
1. 2.25	You are driving at night on an dark, unlit road following a slower moving vehicle. You should: <i>(Mark one answer)</i>	<ul style="list-style-type: none"> • Flash your headlights • Use dipped beam headlights • Switch off you headlights • Use full beam headlights 	✓ Use dipped beam headlights
1. 2.26 MC	A long, heavy lorry is taking a long time to overtake. What should you do? <i>(Mark one answer)</i>	<ul style="list-style-type: none"> • Speed up • Slow down • Hold your speed • Change direction 	✓ Slow down
1. 2.27	You are driving a slow-moving car on a narrow winding road. You should <i>(Mark one answer)</i>	<ul style="list-style-type: none"> • Keep well out to stop vehicles overtaking dangerously • Wave following vehicles past you if you think they can overtake quickly • Pull in safely when you can, to let following vehicles overtake • Give a left signal when it is safe for vehicles to overtake you 	✓ Pull in safely when you can, to let following vehicles overtake
1. 2.28	You are driving a slow-moving car on a narrow road. When traffic wishes to overtake you should <i>(Mark one answer)</i>	<ul style="list-style-type: none"> • Take no action • Put your hazard warning lights on • Stop immediately and wave it on • Pull in safely as soon as you can do so 	✓ Pull in safely as soon as you can do so
1. 2.29	You are driving a slow-moving car on a narrow winding road. In order to let other vehicles overtake you should <i>(Mark one answer)</i>	<ul style="list-style-type: none"> • Wave to them to pass • Pull in safely when you can • Show a left turn signal • Keep left and hold your speed 	✓ Pull in safely when you can
1. 2.30 MC	Which of the following cars will use blue flashing beacons? <i>(Mark two answers)</i>	<ul style="list-style-type: none"> • Motorway maintenance • Ambulance • Police patrol • Breakdown recovery • Doctor on call 	✓ Ambulance ✓ Police patrol

1. 2.31 MC	When being followed by an ambulance showing a flashing blue light you should: <i>(Mark one answer)</i>	<ul style="list-style-type: none"> • Pull over as soon as safely possible to let it pass • Accelerate fast to get away from it • Maintain your speed and course • Brake harshly and immediately stop in the road 	✓ Pull over as soon as safely possible to let it pass
1. 2.32 MC	A bus has stopped at a bus stop ahead of you. Its right-hand indicator is flashing. You should <i>(Mark one answer)</i>	<ul style="list-style-type: none"> • Flash your headlights and slow down • Slow down and give way if it is safe to do so • Sound your horn and keep going • Slow down and then sound your horn 	
1. 2.33 MC	You should ONLY flash your headlights to other roads users: <i>(Mark one answer)</i>	<ul style="list-style-type: none"> • To show that you are giving way • To show that you are about to reverse • To tell the that you have right of way • To let them know that you are there 	✓ Slow down and give way if it is safe to do so ✓ To let them know that you are there
1. 2.34 MC	Why should you use your horn? <i>(Mark one answer)</i>	<ul style="list-style-type: none"> • To alert others to your presence • To allow you right of way • To greet other road users • To signal your annoyance 	✓ To alert others to your presence
1. 2.35	A car pulls out in front of you at a junction. What should you do? <i>(Mark one answer)</i>	<ul style="list-style-type: none"> • Swerve past it and blow your horn • Flash your headlights and drive up close behind • Slow down and be ready to stop • Accelerate past it immediately 	✓ Slow down and be ready to stop
1. 2.36 MC	You are in a one-way street and want to turn right. You should place yourself <i>(Mark one answer)</i>	<ul style="list-style-type: none"> • In the right-hand lane • In the left-hand lane • In either lane, depending on the traffic • Just left of the centre line 	✓ Just left of the centre line
1. 2.37 MC	You wish to turn right ahead. Why should you take up the proper position in good time? <i>(Mark one answer)</i>	<ul style="list-style-type: none"> • To allow other drivers to pull out in front of you • To give a better view into the road that you're joining • To help other road users know what you intend to do • To allow drivers to pass you on the right 	✓ To help other road users know what you intend to do

1. 2.38	You are driving along a narrow country road. A horse and rider are approaching. What should you do? <i>(Mark two answers)</i>	<ul style="list-style-type: none"> • Increase your speed • Sound your horn • Flash your headlights • Drive slowly past • Give plenty of room • Rev your engine 	<ul style="list-style-type: none"> ✓ Drive slowly past ✓ Give plenty of room
1. 2.39	When you are overtaking a horse and rider you should: <i>(Mark one answer)</i>	<ul style="list-style-type: none"> • Sound your horn as a warning • Go past as quickly as possible • Flash your headlights as a warning • Go past slowly and carefully 	<ul style="list-style-type: none"> ✓ Go past slowly and carefully
1. 2.40	Which of the following are at greatest risk from other road users? <i>(Mark one answer)</i>	<ul style="list-style-type: none"> • Motorcycles • Lorry drivers • Learner car drivers • Busy bus drivers 	<ul style="list-style-type: none"> ✓ Motorcycles
1. 2.41	When should you give signals? <i>(Mark two answers)</i>	<ul style="list-style-type: none"> • At all times in order to alert other road users, including pedestrians, of your intended actions. • To give you priority over other traffic when changing lanes or before pulling out. • After checking it is safe to do so, before changing course or direction, turning to the left or right, stopping or moving off. • In traffic only during the hours of darkness or in bad weather. • Only when joining a dual carriageway from a slip road so you don't have to give way. 	<ul style="list-style-type: none"> ✓ At all times in order to alert other road users, including pedestrians, of your intended actions. ✓ After checking it is safe to do so, before changing course or direction, turning to the left or right, stopping or moving off.
1. 2.42	Which of the following statements relates to 'Tailgating'? <i>(Mark one answer)</i>	<ul style="list-style-type: none"> • Driving too close to the vehicle in front creating a hazardous situation in that if it had to stop suddenly, you will be unable to avoid a collision. • Driving so close and in such a way that you bully and intimidate the vehicle in front to force it to speed up or get out of your way. • Swerving from lane to lane and getting as close to the vehicle in front so you get to your destination faster. Park too close to the tail-liftplatform of a truck. 	<ul style="list-style-type: none"> ✓ Driving too close to the vehicle in front creating a hazardous situation in that if it had to stop suddenly, you will be unable to avoid a collision.



Safety & your vehicle

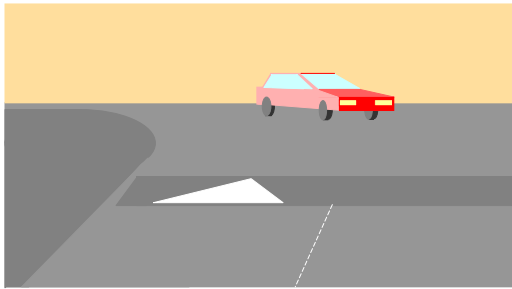
Ref	Question	Possible Answers	Correct Answer(s)
1. 3.1 MC	Which of these, if allowed to get low, is dangerous? <i>(Mark one answer)</i>	<ul style="list-style-type: none"> • Antifreeze level • Brake fluid level • Battery water level • Radiator coolant level 	✓ Brake fluid level
1. 3.2	Which FOUR of these MUST be in good working order for your car to be safe and roadworthy? <i>(Mark four answers)</i>	<ul style="list-style-type: none"> • Temperature gauge • Indicators • Brakes • Exhaust system • Oil warning light • Lights • Air conditioner • Spare wheel 	✓ Indicators ✓ Brakes ✓ Exhaust system ✓ Lights
1. 3.3	New petrol-engined cars have to be fitted with catalytic converters. The reason for this is to... <i>(Mark one answer)</i>	<ul style="list-style-type: none"> • Control exhaust noise levels • Prolong the life of the exhaust system • Allow the exhaust system to be recycled • Reduce harmful exhaust emissions 	✓ Reduce harmful exhaust emissions
1. 3.4 MC	Which TWO are adversely affected if the tyres are under-inflated? <i>(Mark two answers)</i>	<ul style="list-style-type: none"> • Braking • Steering • Changing gear • Parking 	✓ Braking ✓ Steering
1. 3.5	What can cause heavy or difficult steering? <i>(Mark one answer)</i>	<ul style="list-style-type: none"> • Driving on mud • Badly worn brakes • Over-inflated tyres • Under-inflated tyres 	✓ Under-inflated tyres
1. 3.6	Your car is fitted with power assisted steering. This will make the steering seem <i>(Mark one answer)</i>	<ul style="list-style-type: none"> • Lighter • Heavier • Quieter • Noisier 	✓ Lighter
1. 3.7 MC	It is important that tyre pressures are regularly checked. When should this be done? <i>(Mark one answer)</i>	<ul style="list-style-type: none"> • After any lengthy journey • After driving at high speed • When tyres are hot • When tyres are cold 	✓ When tyres are cold
1. 3.8	It is very important that tyre pressures are correct. They should be checked at least <i>(Mark one answer)</i>	<ul style="list-style-type: none"> • Every time the vehicle is serviced • Once a week • Once a month • Every time the vehicle has a VRT test 	✓ Once a week
1. 3.9	Driving with under-inflated (low) tyres can affect <i>(Mark two answers)</i>	<ul style="list-style-type: none"> • Engine temperatures • Fuel consumption • Braking • Oil pressure 	✓ Fuel consumption ✓ Braking
1. 3.10	A police officer orders you to stop and he finds you have a faulty tyre. Who is responsible for the tyre? <i>(Mark one answer)</i>	<ul style="list-style-type: none"> • The previous owner • Whoever services the car • You, the driver • Whoever issued the VRT certificate 	✓ You, the driver

1. 3.11	The legal minimum depth of tread for car tyres over three quarters of its breadth is: <i>(Mark one answer)</i>	<ul style="list-style-type: none"> • 1mm • 1.6mm • 2.5mm • 4mm 	✓ 1.6mm
1. 3.12	Excessive or uneven wear in one or more tyres can be caused by faults in the: <i>(Mark two answers)</i>	<ul style="list-style-type: none"> • Gearbox • Braking system • Suspension • Exhaust system 	<ul style="list-style-type: none"> ✓ Braking system ✓ Suspension
1. 3.13	There is vibration on your steering wheel as you drive at certain speeds. You should check that the: <i>(Mark two answers)</i>	<ul style="list-style-type: none"> • Doors are closed • Wheels are balanced • Exhaust is not loose • Engine oil level is correct • Wheels are secure 	<ul style="list-style-type: none"> ✓ Wheels are balanced ✓ Wheels are secure
1. 3.14	Your vehicle pulls to one side when braking heavily. You should <i>(Mark one answer)</i>	<ul style="list-style-type: none"> • Change the tyres around • Have the fault checked by a competent mechanic as soon as possible • Pump the pedal when braking and steer in opposite direction • Use your handbrake at the same time 	✓ Have the fault checked by a competent mechanic as soon as possible
1. 3.15	The main cause of brake pedal fade is: <i>(Mark one answer)</i>	<ul style="list-style-type: none"> • The brakes overheating • Air in brake fluid • Oil in the brakes • The brakes out of adjustment 	✓ The brakes overheating
1. 3.16	Your anti-lock brakes warning light stays on. You should: <i>(Mark one answer)</i>	<ul style="list-style-type: none"> • Check the brake fluid • Check the footbrake free play • Check that the handbrake is released • Have the brakes checked immediately 	✓ Have the brakes checked immediately
1. 3.17	If you notice a strong smell of petrol as you are driving along you should <i>(Mark one answer)</i>	<ul style="list-style-type: none"> • Not worry, as it is only exhaust fumes • Carry on at a reduced speed • Expect it to stop in a few miles • Stop at a suitable place and investigate the problem 	✓ Stop at a suitable place and investigate the problem
1. 3.18 MC	When MUST you use dipped lights during the day? <i>(Mark one answer)</i>	<ul style="list-style-type: none"> • All the time • Along narrow streets • In poor visibility • When parking 	✓ In poor visibility
1. 3.19	When may you use hazard lights? <i>(Mark one answer)</i>	<ul style="list-style-type: none"> • To park alongside another car • To park on double yellows lines • When you are being towed • When you have broken down in traffic 	✓ When you have broken down in traffic

1. 3.20	Hazard lights should be used when vehicles are: <i>(Mark one answer)</i>	<ul style="list-style-type: none"> • Broken down and causing an obstruction • Faulty and moving slowly • Being towed along a road • Reversing into a side road 	✓ Broken down and causing an obstruction
1. 3.21	A properly adjusted head rest will: <i>(Mark one answer)</i>	<ul style="list-style-type: none"> • Make you more comfortable • Help you to avoid neck injury • Help you to relax • Help you to maintain your driving position 	✓ Help you to avoid neck injury
1. 3.22	What will reduce the risk of neck injury resulting from a car collision? <i>(Mark one answer)</i>	<ul style="list-style-type: none"> • An air-sprung seat • Anti-lock brakes • A collapsible steering wheel • A properly adjusted head restraint 	✓ A properly adjusted head restraint
1. 3.23	How can you, as a vehicle driver, help the environment? <i>(Mark three answers)</i>	<ul style="list-style-type: none"> • By reducing your speed • By gentle acceleration • By using leaded fuel • By driving faster • By harsh acceleration • By servicing your vehicle properly 	<ul style="list-style-type: none"> ✓ By reducing your speed ✓ By gentle acceleration ✓ By servicing your vehicle properly
1. 3.24	To reduce harming the environment, you can avoid wasting fuel by <i>(Mark three answers)</i>	<ul style="list-style-type: none"> • Having your vehicle properly serviced • Making sure your tyres are correctly inflated • Not over-revving in the lower gears • Driving at higher speeds where possible • Keeping an empty roof rack properly fitted 	<ul style="list-style-type: none"> ✓ Having your vehicle properly serviced ✓ Making sure your tyres are correctly inflated ✓ Not over-revving in the lower gears
1. 3.25	Why do VRT tests include an exhaust emission test? <i>(Mark one answer)</i>	<ul style="list-style-type: none"> • To recover the cost of expensive garage equipment • To help protect the environment against pollution • To discover which fuel supplier is used the most • To make sure diesel and petrol engines emit the same fumes 	✓ To help protect the environment against pollution

1. 3.26	As a road user, which THREE can you do to help the environment? (Mark three answers)	<ul style="list-style-type: none"> • Cycle or walk when ever possible • Drive on under-inflated tyres • Use the choke for as long as possible on a cold engine • Have your vehicle properly tuned and serviced • Watch the traffic and plan ahead • Brake as late as possible without skidding 	<ul style="list-style-type: none"> ✓ Cycle or walk when ever possible ✓ Have your vehicle properly tuned and serviced ✓ Watch the traffic and plan ahead
1. 3.27 MC	Motor vehicles can harm the environment resulting in (Mark three answers)	<ul style="list-style-type: none"> • Air pollution • Damage to buildings • Reduced health risks • Improved public transport • Less use of electric vehicles • Using up natural resources 	<ul style="list-style-type: none"> ✓ Air pollution ✓ Damage to buildings ✓ Using up natural resources
1. 3.28	To reduce the damage your vehicle causes to the environment you should: (Mark three answers)	<ul style="list-style-type: none"> • Use narrow side streets • Avoid harsh acceleration • Brake in good time • Anticipate well ahead • Use busy routes 	<ul style="list-style-type: none"> ✓ Avoid harsh acceleration ✓ Brake in good time ✓ Anticipate well ahead
1. 3.29	You will help your environment if you: (Mark one answer)	<ul style="list-style-type: none"> • Reduce the tyre pressure • Drive continually using full choke • Accelerate and brake sharply • Walk or cycle when you can 	<ul style="list-style-type: none"> ✓ Walk or cycle when you can
1. 3.30	To help the environment you should NOT: (Mark one answer)	<ul style="list-style-type: none"> • Remove your roof rack when unloaded • Use your car for very short journeys • Walk, cycle, or use public transport • Empty the boot of unnecessary weight 	<ul style="list-style-type: none"> ✓ Use your car for very short journeys
1. 3.31 MC	Excessive or uneven wear on the tyres can be caused by faults in which three? (Mark three answers)	<ul style="list-style-type: none"> • The gearbox • The braking system • The accelerator • The exhaust system • Wheel alignment • The suspension 	<ul style="list-style-type: none"> ✓ The braking system ✓ Wheel alignment ✓ The suspension
1. 3.32	You are testing the suspension of your car. You notice that your vehicle keeps bouncing when you press down on the front wing. What does this mean? (Mark one answer)	<ul style="list-style-type: none"> • Worn tyres • Tyres under-inflated • Steering wheel not located centrally • Worn shock absorbers 	<ul style="list-style-type: none"> ✓ Worn shock absorbers

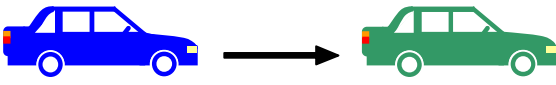
1. 3.33	Which of the following will reduce fuel consumption? <i>(Mark two answers)</i>	<ul style="list-style-type: none"> Reducing your road speed Planning well ahead Late and harsh braking Driving in lower gears Short journeys with a cold engine Rapid acceleration 	<ul style="list-style-type: none"> ✓ Reducing your road speed ✓ Planning well ahead
1. 3.34	Which THREE of the following are most likely to increase fuel consumption? <i>(Mark three answers)</i>	<ul style="list-style-type: none"> Reduce your speed Carrying unnecessary weight Using the wrong grade of fuel Under-inflated tyres Using different brands of fuel A fitted, empty roof rack 	<ul style="list-style-type: none"> ✓ Carrying unnecessary weight ✓ Under-inflated tyres ✓ A fitted, empty roof rack
1. 3.35	The filler cap on your diesel fuel tank is loose. This will: <i>(Mark two answers)</i>	<ul style="list-style-type: none"> Waste fuel and money Make roads slippery for others road users Improve your vehicle's fuel consumption Increase the level of exhaust emissions 	<ul style="list-style-type: none"> ✓ Waste fuel and money ✓ Make roads slippery for others road users
1. 3.36	To avoid spilling after refueling, you should make sure that: <i>(Mark one answer)</i>	<ul style="list-style-type: none"> Your tank is only $\frac{3}{4}$ full You have used a locking filler cap You check your fuel gauge is working Your filler cap is securely fastened 	<ul style="list-style-type: none"> ✓ Your filler cap is securely fastened
1. 3.37	Care should be taken when refueling with diesel, because when split it is <i>(Mark one answer)</i>	<ul style="list-style-type: none"> Sticky Odourless Clear Slippery 	<ul style="list-style-type: none"> ✓ Slippery
1. 3.38 MC	You should NOT sound your horn <i>(Mark one answer)</i>	<ul style="list-style-type: none"> Between 10 pm and 6 am in a built-up area At any time in a built-up area Between 11.30 pm and 7 am in a built-up area Between 11.00 and 6 am in a built-up area 	<ul style="list-style-type: none"> ✓ Between 11.00 and 6 am in a built-up area
1. 3.39	If you cannot see clearly behind when reversing, what should you do? <i>(Mark one answer)</i>	<ul style="list-style-type: none"> Open your window to look behind Open the door and look behind Look in the nearside mirror Ask someone to guide you 	<ul style="list-style-type: none"> ✓ Ask someone to guide you
1. 3.40	What will cause high consumption of fuel? <i>(Mark one answer)</i>	<ul style="list-style-type: none"> Poor steering control Accelerating around bends Driving in high bends Harsh braking and accelerating 	<ul style="list-style-type: none"> ✓ Harsh braking and accelerating

1. 3.41	A properly serviced car will give <i>(Mark two answers)</i>	<ul style="list-style-type: none"> • Lower insurance premiums • You a refund on your road tax • Better fuel economy • Cleaner exhaust emissions 	<ul style="list-style-type: none"> ✓ Better fuel economy ✓ Cleaner exhaust emissions
1. 3.42	When a roof rack is not in use it should be removed. Why? <i>(Mark one answer)</i>	<ul style="list-style-type: none"> • It will affect the suspension • It is illegal • It will affect your braking • It will waste fuel 	<ul style="list-style-type: none"> ✓ It will waste fuel
1. 3.43	A roof rack that is fitted to your car will: <i>(Mark one answer)</i>	<ul style="list-style-type: none"> • Reduce fuel consumption • Improve the road handling • Make your car go faster • Increase fuel consumption 	<ul style="list-style-type: none"> ✓ Increase fuel consumption
1. 3.44	To reduce the volume of cars on the roads you could: <i>(Mark three answers)</i>	<ul style="list-style-type: none"> • Use public transport more often • Share a car when possible • Walk or cycle on short journeys • Travel by car at all times • Use a car with a smaller engine 	<ul style="list-style-type: none"> ✓ Use public transport more often ✓ Share a car when possible ✓ Walk or cycle on short journeys
1. 3.45 MC	In some residential roads you will find a speed limit of: <i>(Mark one answer)</i>	<ul style="list-style-type: none"> • 50 kph • 60 kph • 35 kph • 40 kph 	<ul style="list-style-type: none"> ✓ 35 kph
1. 3.46 MC	Road humps, chicanes, and narrowing are: <i>(Mark one answer)</i>	<ul style="list-style-type: none"> • Always at major road works • Used to increase traffic speed • At toll-bridge approaches only • Traffic calming measures 	<ul style="list-style-type: none"> ✓ Traffic calming measures
1. 3.47 MC	You enter a road where there are road humps. You should... <i>(Mark one answer)</i>	<ul style="list-style-type: none"> • Maintain a reduced speed throughout • Accelerate quickly between each one • Always keep to the maximum legal speed • Drive slowly at school times only 	
			<ul style="list-style-type: none"> ✓ Maintain a reduced speed throughout


1. 3.48	For which TWO of these should you use hazard-warning lights? (Mark two answers)	<ul style="list-style-type: none"> • When slowing down to warn other drivers behind of a hazard ahead • When you are double parked on a two-way road • When your direction indicators are not working • When warning oncoming traffic that you intend to stop • When your vehicle has broken down and is causing an obstruction 	<ul style="list-style-type: none"> ✓ When slowing down to warn other drivers behind of a hazard ahead ✓ When your vehicle has broken down and is causing an obstruction
1. 3.49	If daytime visibility is poor but not seriously reduced, you should switch on: (Mark one answer)	<ul style="list-style-type: none"> • Headlights and fog lights • Front fog lights • Dipped headlights • Rear fog lights 	✓ Dipped headlights

Safety margins

Ref	Question	Possible Answers	Correct Answer(s)
1. 4.1	If your car is fitted with anti-lock brakes, and you need to stop in an emergency. You should: (Mark one answer)	<ul style="list-style-type: none"> • Brake normally and avoid turning the steering wheel • Press the brake pedal rapidly and firmly until you have stopped • Keep pushing and releasing the foot brake quickly to prevent skidding • Apply the handbrake to reduce the stopping distance 	✓ Press the brake pedal rapidly and firmly until you have stopped
1. 4.2	Anti-lock brakes reduce the chances of a skid occurring particularly when: (Mark one answer)	<ul style="list-style-type: none"> • Driving down steep hills • Breaking during normal driving • Breaking in an emergency • Driving on good road surfaces 	✓ Breaking in an emergency
1. 4.3	Vehicles fitted with an anti-lock brake system (Mark one answer)	<ul style="list-style-type: none"> • Are impossible to skid • Can be steered while you are braking • Accelerate much faster • Are not fitted with a handbrake 	✓ Can be steered while you are braking
1. 4.4	Anti-lock brakes may not work as effectively as you expect if the road surface is: (Mark two answers)	<ul style="list-style-type: none"> • Dry • Loose • Wet • Good • Firm 	<ul style="list-style-type: none"> ✓ Loose ✓ Wet

1. 4.5	If you are on good, dry road surface and your vehicle has good brakes and tyres, what is the overall stopping distance at 48 kph? <i>(Mark one answer)</i>	<ul style="list-style-type: none"> • 23 metres (75 feet) • 36 metres (118 feet) • 53 metres (174 feet) • 96 metres (315 feet) 	✓ 23 metres (75 feet)
1. 4.6	Braking hard at a high speed on a sharp bend can make your vehicle <i>(Mark one answer)</i>	<ul style="list-style-type: none"> • More stable • Unstable • Stall • Corner safely 	✓ Unstable
1. 4.7 MC	When driving in fog, which of the following measures are correct? <i>(Mark three answers)</i>	<ul style="list-style-type: none"> • Use dipped headlights • Use headlights on full beam • Allow more time for your journey • Keep close to the car in front • Slow down • Use side lights only 	<ul style="list-style-type: none"> ✓ Use dipped headlights ✓ Allow more time for your journey ✓ Slow down
1. 4.8	'Only a fool breaks the Two-Second Rule' refers to: <i>(Mark one answer)</i>	<ul style="list-style-type: none"> • The time recommended when using the choke • The separation distance when riding in good conditions • Restarting a stalled engine in busy traffic • The time you should keep your foot down at a junction 	✓ The separation distance when riding in good conditions
1. 4.9	You are on a fast, open road and driving in good conditions. For safety, the distance between you and the vehicle in front should be: <i>(Mark one answer)</i>	<ul style="list-style-type: none"> • A two-second time gap • One car length • 2 metre (6 feet 6 inches) • Two car lengths 	✓ A two-second time gap 
1. 4.10 MC	The 'two-second rule' allows you to: <i>(Mark one answer)</i>	<ul style="list-style-type: none"> • Keep a safe distance from the car in front • Keep the correct distance from the kerb • Check your blind spot • Check your mirrors 	✓ Keep a safe distance from the car in front
1. 4.11 MC	Your overall stopping distance will be longer when driving: <i>(Mark one answer)</i>	<ul style="list-style-type: none"> • In the rain • In fog • At night • In strong winds 	✓ In the rain
1. 4.12	What is the most common reason a car skids? <i>(Mark one answer)</i>	<ul style="list-style-type: none"> • Worn tyres • Driver error • Other vehicles • Pedestrians 	✓ Driver error
1. 4.13	When braking hard in a straight line, most of the weight of the vehicle will shift onto the <i>(Mark one answer)</i>	<ul style="list-style-type: none"> • Front wheels • Rear wheels • Left wheels • Right wheels 	✓ Front wheels

1. 4.14	You are driving in heavy rain. Your steering suddenly becomes very light. You should <i>(Mark one answer)</i>	<ul style="list-style-type: none"> Steer towards the side of the road Apply gentle acceleration Brake firmly to reduce speed Ease off the accelerator 	✓ Ease off the accelerator
1. 4.15 MC	You have driven your car through a flood. What is the first thing you should do? <i>(Mark one answer)</i>	<ul style="list-style-type: none"> Stop and check the tyres Stop and dry the brakes Switch on your windscreen wipers Test your brakes 	✓ Test your brakes
1. 4.16	The main cause of skidding is: <i>(Mark one answer)</i>	<ul style="list-style-type: none"> The weather The driver The vehicle The road 	✓ The driver
1. 4.17	You are turning left on a slippery road. The back of your vehicle slides to the right. You should: <i>(Mark one answer)</i>	<ul style="list-style-type: none"> Brake firmly and not turn the steering wheel Steer carefully to the left Steer carefully to the right Brake firmly and steer to the left 	✓ Steer carefully to the right
1. 4.18	Your vehicle does not have anti-lock brakes. If you are braking on a wet road and your vehicle begins to skid. What is the FIRST thing you should do? <i>(Mark one answer)</i>	<ul style="list-style-type: none"> Quickly pull up the handbrake Release the footbrake fully Push harder on the brake pedal Gently use the accelerator 	✓ Release the footbrake fully
1. 4.19	Coasting the car: <i>(Mark one answer)</i>	<ul style="list-style-type: none"> Improves the driver's control Makes steering easier Reduces the driver's control Uses more fuel 	✓ Reduces the driver's control
1. 4.20	If you are at a junction with limited visibility, you should: <i>(Mark one answer)</i>	<ul style="list-style-type: none"> Creep forward, looking to the right Creep forward, looking to the left Creep forward, looking both ways Be ready to move off quickly 	✓ Creep forward, looking both ways
1. 4.21 MC	In very hot weather the road surface can get soft. Which TWO of the following will be affected most? <i>(Mark two answers)</i>	<ul style="list-style-type: none"> The suspension The steering The braking The windscreen 	✓ The steering ✓ The braking
1. 4.22 MC	Your indicators may be difficult to see in bright sunlight. What should you do? <i>(Mark one answer)</i>	<ul style="list-style-type: none"> Give an arm signal as well as using your indicator Touch the brake several times to show the stop lamp(s) Turn as quickly as you can 	✓ Give an arm signal as well as using your indicator


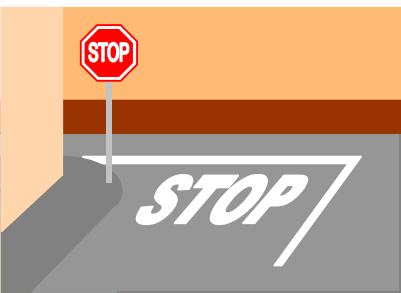
1. 4.23	You are about to go down a steep hill. To control the speed of your car you should: <i>(Mark one answer)</i>	<ul style="list-style-type: none"> Select a high gear and use the brakes carefully Select a high gear and use the brakes firmly Select a low gear and use the brakes carefully Select a low gear and avoid using the brakes 	✓ Select a low gear and use the brakes carefully
1. 4.24	You are on a long, downhill slope. What should you do to help control the speed of your car? <i>(Mark one answer)</i>	<ul style="list-style-type: none"> Select neutral Select a lower gear Grip the handbrake firmly Apply the parking brake gently 	✓ Select a lower gear
1. 4.25	How can you use the engine of your vehicle as a brake? <i>(Mark one answer)</i>	<ul style="list-style-type: none"> By changing to a lower gear By selecting reverse gear By changing to a higher gear By selecting neutral gear 	✓ By changing to a lower gear
1. 4.26	You wish to park facing DOWNHILL. Which TWO of the following should you do? <i>(Mark two answers)</i>	<ul style="list-style-type: none"> Turn the steering wheel towards the kerb Park close to the bumper of another car Park with two wheels on the kerb Put the handbrake on firmly Turn the steering wheel away from the kerb 	✓ Turn the steering wheel towards the kerb ✓ Put the handbrake on firmly
1. 4.27	You are driving in a built-up residential area. You should: <i>(Mark one answers)</i>	<ul style="list-style-type: none"> Move across to the left-hand side of the road Wait for any pedestrians to cross Slow your vehicle right down Stop and check both pavements 	
1. 4.28 MC	When approaching a right-hand bend you should keep well to the left. Why this? <i>(Mark one answer)</i>	<ul style="list-style-type: none"> To improve your view of the road To overcome the effect of the road's slope To let faster traffic from behind overtake To be positioned safely if the vehicle skids 	✓ Slow your vehicle right down ✓ To improve your view of the road



1. 4.29	You are approaching a right-hand bend. You should: <i>(Mark one answer)</i>	<ul style="list-style-type: none"> Keep well to the left as it makes the bend faster Keep well to the left for a better view around the bend Keep well to the right to avoid anything in the gutter Keep well to the right to make the bend less sharp 	<ul style="list-style-type: none"> ✓ Keep well to the left for a better view around the bend
1. 4.30 MC	You should not overtake when you: <i>(Mark three answers)</i>	<ul style="list-style-type: none"> Intending to turn left shortly afterwards In a one-way street Approaching a junction Driving up a long hill The view ahead is blocked 	<ul style="list-style-type: none"> ✓ Intending to turn left shortly afterwards ✓ Approaching a junction ✓ The view ahead is blocked
1. 4.31	When should you use front and rear fog lights? <i>(Mark one answer)</i>	<ul style="list-style-type: none"> During any time of the day or night to make sure that other road users see me. When going through tunnels. When the road is unlit by street lamps or they are not working. When it is raining and just in case the roads are slippery. When visibility is considerably reduced because of fog. 	<ul style="list-style-type: none"> ✓ When visibility is considerably reduced because of fog.



Hazard awareness

Ref	Question	Possible Answers	Correct Answer(s)
1. 5.1 MC	You see this sign ahead. You should expect the road to: <i>(Mark one answer)</i>	<ul style="list-style-type: none"> Go steeply downhill Go steeply downhill Bend sharply to the left Bend sharply to the right 	 <ul style="list-style-type: none"> ✓ Bend sharply to the left
1. 5.2 MC	When must you stop at this junction? <i>(Mark one answer)</i>	<ul style="list-style-type: none"> During rush hours only Only when the area is busy When turning right only At all times 	 <ul style="list-style-type: none"> ✓ At all times ✓ All the time when driving
1. 5.3 MC	A driver can only read a number plate at the required distance with glasses on. The glasses should be worn: <i>(Mark one answer)</i>	<ul style="list-style-type: none"> All the time when driving Only when driving long distances Only when reversing Only in poor visibility 	<ul style="list-style-type: none"> ✓ At all times ✓ All the time when driving







1. 5.4 MC	You are about to drive home. You cannot find the glasses you need to wear when driving. You should: (Mark one answer)	<ul style="list-style-type: none"> • Drive home slowly, keeping to quiet roads • Borrow a friend's glasses and drive home • Drive home at night • Find a way of getting home without driving 	✓ Find a way of getting home without driving
1. 5.5	You MUST wear glasses or contact lenses when driving on public roads if: (Mark one answer)	<ul style="list-style-type: none"> • You are the holder of an orange badge • You cannot read a vehicle number plate from a distance of 36 meters (120 feet) without them • There is an eyesight problem in your family • You cannot read a vehicle number plate from distance of 20.5 meters (67 feet) without them 	✓ You cannot read a vehicle number plate from distance of 20.5 meters (67 feet) without them
1. 5.6 MC	Which THREE result from drinking alcohol and driving? (Mark three answers)	<ul style="list-style-type: none"> • Less control • A false sense of confidence • Faster reactions • Poor judgment of speed • Greater awareness of danger 	<ul style="list-style-type: none"> ✓ Less control ✓ A false sense of confidence ✓ Poor judgment of speed
1. 5.7 MC	Which THREE of these are likely effects of drinking alcohol on driving? (Mark three answers)	<ul style="list-style-type: none"> • Reduce co-ordination • Increase confidence • Poor judgment • Increase concentration • Faster reactions • Colour blindness 	<ul style="list-style-type: none"> ✓ Reduce co-ordination ✓ Increase confidence ✓ Poor judgment
1. 5.8 MC	Drinking any amount of alcohol is likely to: (Mark three answers)	<ul style="list-style-type: none"> • Slow down your reactions to hazards • Increase the speed of your reactions • Worsen your judgment of speed • Improve your awareness of danger • Give a false sense of confidence 	<ul style="list-style-type: none"> ✓ Slow down your reactions to hazards ✓ Worsen your judgment of speed ✓ Give a false sense of confidence
1. 5.9	You are invited to a pub lunch. You know that you will have to drive in the evening. What is your best course of action? (Mark one answer)	<ul style="list-style-type: none"> • Avoid mixing your alcoholic drinks • Not drink any alcohol at all • Have some milk before drinking alcohol • Eat a hot meal with your alcohol drinks 	✓ Not drink any alcohol at all
1. 5.10	What else can seriously affect your concentration when driving, other than alcoholic drinks? (Mark three answers)	<ul style="list-style-type: none"> • Drugs • Tiredness • Tinted windows • Contact lenses • Loud music 	<ul style="list-style-type: none"> ✓ Drugs ✓ Tiredness ✓ Loud music

1. 5.11	How does alcohol affect your driving? (Mark one answer)	<ul style="list-style-type: none"> • It speeds up your reactions • It increases your awareness • It improves your co-ordination • It reduces your concentration 	<ul style="list-style-type: none"> ✓ It reduces your concentration
1. 5.12	After drinking alcohol heavily you should not drive the following day. Why is this? (Mark two answers)	<ul style="list-style-type: none"> • You may still be over the legal limit • Your concentration will not be badly affected • You will be well under the legal limit • Your concentration may still be badly affected 	<ul style="list-style-type: none"> ✓ You may still be over the legal limit ✓ Your concentration may still be badly affected
1. 5.13	What advice should you give to a driver who has had a few alcoholic drinks at a party? (Mark one answer)	<ul style="list-style-type: none"> • Have a strong cup of coffee and then drive home • Drive home carefully and slowly • Go home by public transport • Wait a short while and then drive home 	<ul style="list-style-type: none"> ✓ Go home by public transport
1. 5.14	You go to a social event and need to drive a short time after. What precautions should you take? (Mark one answer)	<ul style="list-style-type: none"> • Avoid drinking alcohol on an empty stomach • Drink plenty of coffee after drinking alcohol • Avoid drinking alcohol completely • Drink plenty of milk before drinking alcohol 	<ul style="list-style-type: none"> ✓ Avoid drinking alcohol completely
1. 5.15	It is eight hours since you last had an alcoholic drink. Which of the following applies? (Mark two answers)	<ul style="list-style-type: none"> • You will certainly be under the legal limit • You will have no alcohol in your system • You may still be unfit to drive • You may still be over the legal limit 	<ul style="list-style-type: none"> ✓ You may still be unfit to drive ✓ You may still be over the legal limit
1. 5.16 MC	Your doctor has given you a course of medicine. Why should you ask if it is OK to drive? (Mark one answer)	<ul style="list-style-type: none"> • Drugs make you a better driver by quickening your reactions • You will have to let your insurance company know about the medicine • Some types of medicine can cause your reactions to slow down • The medicine you take may affect your hearing 	<ul style="list-style-type: none"> ✓ Some types of medicine can cause your reactions to slow down

1. 5.17	You have been taking medicine for a few days, which made you feel drowsy. Today you feel better but still need to take the medicine. You should only drive: <i>(Mark one answer)</i>	<ul style="list-style-type: none"> • If your journey is necessary • At night on quiet roads • If someone goes with you • After checking with your doctor 	✓ After checking with your doctor
1. 5.18	You become ill. A doctor prescribes drugs, which are likely to affect your driving. You should: <i>(Mark one answer)</i>	<ul style="list-style-type: none"> • Drive only if someone is with you • Not drive yourself • Never drive at more than 30 kph 	✓ Not drive yourself
1. 5.19	During periods of illness your ability to drive may be impaired. You MUST: <i>(Mark two answers)</i>	<ul style="list-style-type: none"> • See your doctor each time before you drive • Only take smaller doses of any medicines • Be medically fit to drive • Not drive after taking certain medicines • Take all your medicines with you when you drive 	✓ Be medically fit to drive ✓ Not drive after taking certain medicines
1. 5.20 MC	You are not sure if your cough medicine will affect your driving. What TWO things could you do? <i>(Mark two answers)</i>	<ul style="list-style-type: none"> • Ask your doctor • Check the medicine label • Drive if you feel alright • Ask a friend or relative for advice 	✓ Ask your doctor ✓ Check the medicine label
1. 5.21	You are taking drugs that are likely to affect your driving. What should you do? <i>(Mark one answer)</i>	<ul style="list-style-type: none"> • Seek medical advice before driving • Limit your driving to essential journeys • Only drive if accompanied by a full licence-holder • Drive only for short distances 	✓ Seek medical advice before driving
1. 5.22	If you are feeling tired it is best to stop as soon as you can. Until then you should: <i>(Mark one answer)</i>	<ul style="list-style-type: none"> • Increase your speed to find a stopping place quickly • Ensure a supply of fresh air • Gently tap the steering wheel • Keep changing speed to improve concentration 	✓ Ensure a supply of fresh air
1. 5.23	Your reaction will be much slower when driving: <i>(Mark one answer)</i>	<ul style="list-style-type: none"> • If tired • In fog • Too quickly • In rain 	✓ If tired
1. 5.24	Which THREE are likely to make you lose concentration while driving? <i>(Mark three answers)</i>	<ul style="list-style-type: none"> • Looking at road maps • Listening to loud music • Using your windscreen washers • Looking in your wing mirror • Using a mobile phone 	✓ Looking at road maps ✓ Listening to loud music ✓ Using a mobile phone

1. 5.25	A correct seating position will enable you to: (Mark three answers)	<ul style="list-style-type: none"> • Rest your head against the head restraint • Comfortably reach the pedals • Have good visibility through the windows • Talk to all your passengers • Have a suitable grip on the steering wheel • Rest your hand on the gear lever 	<ul style="list-style-type: none"> ✓ Comfortably reach the pedals ✓ Have good visibility through the windows ✓ Have a suitable grip on the steering wheel
1. 5.26 MC	A driver pulls out of a side road in front of you. You have to brake hard. You should (Mark one answer)	<ul style="list-style-type: none"> • Ignore the error and stay calm • Flash your lights to show your annoyance • Sound your horn to show your annoyance • Overtake as soon as possible 	<ul style="list-style-type: none"> ✓ Ignore the error and stay calm
1. 5.27	A car driver pulls out causing you to brake. You should: (Mark one answer)	<ul style="list-style-type: none"> • Keep calm and not retaliate • Overtake and sound your horn • Drive close behind and sound your horn • Flag the driver down and explain the mistake 	<ul style="list-style-type: none"> ✓ Keep calm and not retaliate
1. 5.28	Another driver does something that upsets you. You should: (Mark one answer)	<ul style="list-style-type: none"> • Try not to react • Let them know how you feel • Flash your headlights several times • Sound your horn 	<ul style="list-style-type: none"> ✓ Try not to react
1. 5.29 MC	An elderly person's driving ability could be affected because they may be unable to: (Mark one answer)	<ul style="list-style-type: none"> • Obtain car insurance • Understand road signs • React very quickly • Give signals correctly 	<ul style="list-style-type: none"> ✓ React very quickly
1. 5.30	You take the wrong route and find you are well into a one-way street. You should: (Mark one answer)	<ul style="list-style-type: none"> • Reverse out of the road • Turn around and drive against the one-way • Continue to the end of the one-way street 	<ul style="list-style-type: none"> ✓ Continue to the end of the one-way street
1. 5.31	What is the maximum permissible alcohol level above which, a driver must not drive? (Mark one answer)	<ul style="list-style-type: none"> • Breath alcohol level of 25 mcg/100ml or blood alcohol level of 70mg/100ml. • Breath alcohol level of 35 mcg/100ml or blood alcohol level of 80mg/100ml. • Breath alcohol level of 45 mg/100ml or blood alcohol level of 90mm/100ml. • Breath alcohol level of 20 mg/100ml or blood alcohol level of 60mm/100ml. 	<ul style="list-style-type: none"> ✓ Breath alcohol level of 35 mcg/100ml or blood alcohol level of 80mg/100ml.

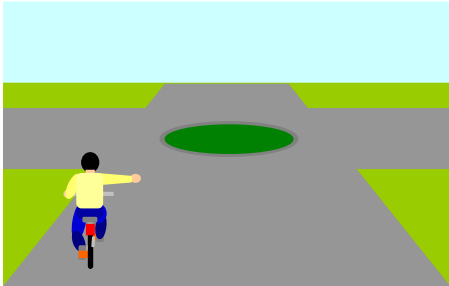
Vulnerable road users

Ref	Question	Possible Answers	Correct Answer(s)
1.6.1	You are driving on a quiet country road. What should you expect to see coming towards you on YOUR side of the road? <i>(Mark one answer)</i>	<ul style="list-style-type: none"> • Motorcycles • Bicycles • Pedestrians • Horse riders 	✓ Pedestrians
1.6.2 MC	Which sign means that there may be people walking along the road? <i>(Mark one answer)</i>	    	✓
1.6.3	What does the sign mean? <i>(Mark one answer)</i>	 <ul style="list-style-type: none"> • Pedestrian crossing • Pedestrians in the road ahead • No pedestrians • Route for pedestrians 	✓ No pedestrians
1.6.4 MC	You are turning left into a side road but find that people are crossing in the side road. You must: <i>(Mark one answer)</i>	<ul style="list-style-type: none"> • Wave them on • Sound your horn • Switch on your hazard lights • Wait for them to cross 	✓ Wait for them to cross
1.6.5	You are turning left at a junction. Pedestrians have suddenly started to cross the road. You should: <i>(Mark one answer)</i>	<ul style="list-style-type: none"> • Go on, giving them plenty of room • Stop and wave at them to cross • Blow your horn and proceed • Give way to them 	✓ Give way to them
1.6.6	You want to reverse into a side road. You are not sure that the area behind your car is clear. What should you do? <i>(Mark one answer)</i>	<ul style="list-style-type: none"> • Look through the rear window only • Get out and check • Check the mirrors only • Carry on, assuming it is clear 	✓ Get out and check
1.6.7	You are about to reverse into a side road and a pedestrian wishes to cross behind you. You should: <i>(Mark one answer)</i>	<ul style="list-style-type: none"> • Wave to the pedestrian to stop • Give way to the pedestrian • Wave to the pedestrian to cross • Reverse before the pedestrian starts to cross 	✓ Give way to the pedestrian

1. 6.8	Who is especially in danger of not being seen as you reverse your car? <i>(Mark one)</i>	<ul style="list-style-type: none"> • Motorcyclists • Car drivers • Cyclists • Children 	✓ Children
1. 6.9	You intend to turn right into a side road. Just before turning you should check for motorcyclists who may be: <i>(Mark one answer)</i>	<ul style="list-style-type: none"> • Overtaking on your left • Following you closely • Emerging from the side road • Overtaking on your right 	✓ Overtaking on your right
1. 6.10	You want to turn from a junction but your view is partly restricted by parked vehicles. What should you do? <i>(Mark one answer)</i>	<ul style="list-style-type: none"> • Move out quickly, but be prepared to stop • Sound your horn and pull out if there is no reply • Stop, then move slowly forward until you have a clear view • Stop, get out and look along the main road to check 	✓ Stop, then move slowly forward until you have a clear view
1. 6.11	You are at the front of a queue of traffic waiting to turn right into a side road. Why is it important to check your right mirror just before turning? <i>(Mark one answer)</i>	<ul style="list-style-type: none"> • To look for pedestrians about to cross • To check for overtaking vehicles • To make sure the side road is clear • To check for emerging traffic 	✓ To check for overtaking vehicles
1. 6.12	In which three places would parking cause an obstruction to other cars? <i>(Mark three answers)</i>	<ul style="list-style-type: none"> • Near the brow of a hill • In a lay-by • Where the kerb is raised • Where the kerb has been lowered for wheelchairs • At or near a bus stop 	<ul style="list-style-type: none"> ✓ Near the brow of a hill ✓ Where the kerb has been lowered for wheelchairs ✓ At or near a bus stop
1. 6.13	What should a driver do at a pelican crossing when the red and amber lights are on? <i>(Mark one answer)</i>	<ul style="list-style-type: none"> • Signal the pedestrian to cross • Always wait for the green light before proceeding • Give way to any pedestrians on the crossing • Wait for the red-and-amber light before proceeding 	✓ Always wait for the green light before proceeding
1. 6.14	You have stopped at a pelican crossing. A disabled person is crossing slowly in front of you. The lights have now changed to green. You should: <i>(Mark two answers)</i>	<ul style="list-style-type: none"> • Allow the person to cross • Drive in front of the person • Drive behind the person • Sound your horn • Be patient • Edge forward slowly 	<ul style="list-style-type: none"> ✓ Allow the person to cross ✓ Be patient
1. 6.15	As you approach a pelican crossing the lights change to green but elderly people are halfway across. You should: <i>(Mark one answer)</i>	<ul style="list-style-type: none"> • Wave them to cross as quickly as they can • Rev your engine to make them hurry • Flash your lights in case they have not heard you • Wait because they will take longer to cross 	✓ Wait because they will take longer to cross


1. 6.16 MC	Look at this picture. What is the danger you should be most aware of? <i>(Mark one answer)</i>	<ul style="list-style-type: none"> The ice cream van may move off The driver of the ice cream van may get out The car on the left may move off The child may run out into the road 		<ul style="list-style-type: none"> ✓ The child may run out into the road ✓ Slow down and be prepared to stop for a cyclist
1. 6.17	You are driving past parked cars. You notice a wheel of a bicycle sticking out between them. What should you do? <i>(Mark one answer)</i>	<ul style="list-style-type: none"> Accelerate past quickly and sound your horn Slow down and wave the cyclist across Brake sharply and flash your headlights Slow down and be prepared to stop for a cyclist 		<ul style="list-style-type: none"> ✓ Slow down and be prepared to stop for a cyclist
1. 6.18	You are driving past a lane of parked cars and you notice a ball bouncing out into the road ahead. What should you do? <i>(Mark one answer)</i>	<ul style="list-style-type: none"> Continue driving at the same speed and sound your horn Continue driving at the same speed and flash your headlights Slow down and be prepared to stop for children Stop and wave the children across to fetch their ball 		<ul style="list-style-type: none"> ✓ Slow down and be prepared to stop for children
1. 6.19	If you are following a car driven by an elderly driver, you should: <i>(Mark one answer)</i>	<ul style="list-style-type: none"> Expect the driver to drive badly Flash your lights and overtake Be aware that the driver's reactions may not be as fast as yours Stay close behind and drive carefully 		<ul style="list-style-type: none"> ✓ Be aware that the driver's reactions may not be as fast as yours
1. 6.20	Which sign tells you that pedestrians may be walking in the road, as there is no pavement? <i>(Mark one answer)</i>			<ul style="list-style-type: none"> ✓


1. 6.21	Which sign means there maybe elderly pedestrians likely to cross the road? <i>(Mark one answer)</i>		
1. 6.22	If you see a pedestrian carrying a white stick, this shows that the person is: This shows that the person is: <i>(Mark one answer)</i>	<ul style="list-style-type: none"> • Disabled • Deaf • Elderly • Blind 	✓ Blind
1. 6.23	You are driving towards a pedestrian(zebra) crossing. Waiting to cross is a person in a wheelchair. You should: <i>(Mark one answer)</i>	<ul style="list-style-type: none"> • Continue on your way • Wave to the person to cross • Wave to the person to wait • Be prepared to stop 	✓ Be prepared to stop
1. 6.24 MC	What action should you take when elderly people are crossing the road? <i>(Mark one answer)</i>	<ul style="list-style-type: none"> • Wave them across so they know that you have seen them • Be patient and allow them to cross in their own time • Rev the engine to let them know that you are waiting • Tap the horn in case they are hard of hearing 	✓ Be patient and allow them to cross in their own time
1. 6.25	You are following a motorcyclist on an uneven and bumpy road. You should: <i>(Mark one answer)</i>	<ul style="list-style-type: none"> • Expect them to wait for you to pass • Speed up to get past them quickly • Stop and wave them across the road • Be careful, they may misjudge your speed 	✓ Be careful, they may misjudge your speed
1. 6.26	You are following a motorcyclist on an uneven road. You should: <i>(Mark one answer)</i>	<ul style="list-style-type: none"> • Allow less room to ensure that you can be seen in their mirrors • Overtake immediately • Allow extra room in case they swerve to avoid pot-holes • Allow the same room as normal because motorcyclists are not affected by road surfaces 	✓ Allow extra room in case they swerve to avoid pot-holes

1. 6.27 MC	You should NEVER attempt to overtake a cyclist (<i>Mark one answer</i>)	<ul style="list-style-type: none"> • Just before you turn left • Just before you turn right • On a one-way street • On a dual carriageway 	✓ Just before you turn left
1. 6.28	if you are driving behind a cyclist and you wish to turn left just ahead. You should: (<i>Mark one answer</i>)	<ul style="list-style-type: none"> • Overtake the cyclist before the junction • Pull alongside the cyclist and stay level until after the junction • Hold back until the cyclist has passed the junction • Go around the cyclist on the junction 	✓ Hold back until the cyclist has passed the junction
1. 6.29 MC	You are coming up to a roundabout and a cyclist is signaling to turn right. What should you do (<i>Mark one answer</i>)	<ul style="list-style-type: none"> • Overtake on the right • Give a horn warning • Signal the cyclist to move across • Give the cyclist plenty of room 	✓ Give the cyclist plenty of room
1. 6.30	You are driving behind three cyclists. They approach a roundabout in the left-hand lane. In which direction should you expect the cyclists to go? (<i>Mark one answer</i>)	<ul style="list-style-type: none"> • Left • Right • Any direction • Straight ahead 	✓ Any direction
1. 6.31 MC	You are approaching this roundabout and see the cyclist signal right. Why is the cyclist keeping to the left? (<i>Mark one answer</i>)	<ul style="list-style-type: none"> • It is quicker route for cyclist • The cyclist is going to turn left instead • The cyclist thinks <i>The highway Code</i> does not apply to bicycles • The cyclist is slower and more vulnerable 	
			
			<ul style="list-style-type: none"> ✓ The cyclist is slower and more vulnerable ✓ The cyclist might swerve
1. 6.32 MC	When you are overtaking a cyclist in the road, you should leave as much room as you would give to a car. What is the main reason for this? (<i>Mark one answer</i>)	<ul style="list-style-type: none"> • The cyclist might change lanes • The cyclist might get off the bike • The cyclist might swerve • The cyclist might have to make a right turn 	
1. 6.33	Which TWO should you allow extra room when overtaking? (<i>Mark two answers</i>)	<ul style="list-style-type: none"> • Motorcycles • Tractors • Bicycles • Road-sweeping vehicles 	<ul style="list-style-type: none"> ✓ Motorcycles ✓ Bicycles

1. 6.34	Why should you allow extra room when overtaking a motorcyclist on a windy day? <i>(Mark one answer)</i>	<ul style="list-style-type: none"> • The rider may turn off suddenly to get out of the wind • The rider may be blown across in front of you • The rider may stop suddenly • The rider may be traveling faster than normal 	✓ The rider may be blown across in front of you
1. 6.35	Which type of vehicle is most affected by strong winds? <i>(Mark one answer)</i>	<ul style="list-style-type: none"> • Tractor • Motorcycle • Car • Tanker 	✓ Motorcycle
1. 6.36	Why should you particularly look for motorcyclists and cyclists at any junction? <i>(Mark one answer)</i>	<ul style="list-style-type: none"> • They may want to turn into the side road • They may slow down to let you turn • They are harder to see • They might not see you turn 	✓ They are harder to see
1. 6.37	You are waiting to come out of a side road. Why should you watch carefully for motorcycles? <i>(Mark one answer)</i>	<ul style="list-style-type: none"> • Motorcycles are usually faster than cars • Police patrols often use motorcycles • Motorcycles are small and hard to see • Motorcycles have right of way 	✓ Motorcycles are small and hard to see
1. 6.38 MC	Where should you take particular care to look out for motorcyclists and cyclists? <i>(Mark one answer)</i>	<ul style="list-style-type: none"> • On dual carriageways • At junctions • At zebra crossings • On one-way streets 	✓ At junctions
1. 6.39 MC	In daylight, an approaching motorcyclist is using a dipped headlight. Why? <i>(Mark one answer)</i>	<ul style="list-style-type: none"> • So that the rider can be seen more easily • To stop the battery overcharging • To improve the rider's vision • The rider is inviting you to proceed 	✓ So that the rider can be seen more easily
1. 6.40 MC	Motorcycles should wear bright clothing mainly so that <i>(Mark one answer)</i>	<ul style="list-style-type: none"> • They must do so by law • It helps keep them cool in summer • The colours are popular • Other drivers can see them 	✓ Other drivers can see them
1. 6.41	Motorcycles ride in day light with their headlights switched on because <i>(Mark one answer)</i>	<ul style="list-style-type: none"> • It is legal requirement • There is a speed trap ahead • They need to be seen • There are speed humps ahead 	✓ They need to be seen

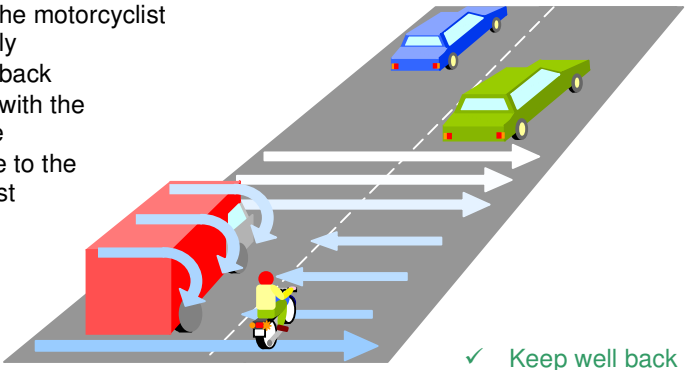
1. 6.42 MC	You are driving behind a moped or small motorcycle. You want to turn left just ahead. You should: <i>(Mark one answer)</i>	<ul style="list-style-type: none"> Overtake the moped before the junction Pull alongside the moped and stay level until just before the junction Sound your horn as a warning and pull in front of the moped Stay behind until the moped has passed the junction 	✓ Stay behind until the moped has passed the junction
1. 6.43	Motorcyclists often look round over their right shoulder just before turning right. This is because <i>(Mark one answer)</i>	<ul style="list-style-type: none"> They need to listen for following traffic Motorcycles do not have mirrors Looking around helps them balance as they turn They need to check for traffic in their blind area 	✓ They need to check for traffic in their blind area
1. 6.44 MC	At road junctions which of the following are most vulnerable? <i>(Mark three answers)</i>	<ul style="list-style-type: none"> Cyclists Motorcyclists Pedestrians Car drivers Lorry drivers 	<ul style="list-style-type: none"> ✓ Cyclists ✓ Motorcyclists ✓ Pedestrians
1. 6.45	When emerging from a side road into a queue of traffic which road users can be difficult to see? <i>(Mark one answer)</i>	<ul style="list-style-type: none"> Motorcycles Tractors Milk floats Cars 	✓ Motorcycles
1. 6.46 MC	You want to turn right from a main road into a side road. Just before you turn you should <i>(Mark one answer)</i>	<ul style="list-style-type: none"> Cancel your right-turn signal Select first gear Check for traffic overtaking on your right Stop and set the handbrake 	✓ Check for traffic overtaking on your right
1. 6.47 MC	Which of the following are hazards motorcyclists present in queues of traffic? <i>(Mark three answers)</i>	<ul style="list-style-type: none"> Cutting in just in front of you Riding in single file Passing very close to your car Riding with their headlamp on dipped beam Filtering between the lanes 	<ul style="list-style-type: none"> ✓ Cutting in just in front of you ✓ Passing very close to your car ✓ Filtering between the lanes
1. 6.48	You are driving and ahead of you there is a vehicle with a flashing amber beacon. This means it is: <i>(Mark one answer)</i>	<ul style="list-style-type: none"> Slow moving Broken down A doctor's car A school crossing patrol 	✓ Slow moving

1. 6.49	You are driving in slow-moving queues of traffic. Just before changing lane you should: <i>(Mark one answer)</i>	<ul style="list-style-type: none"> • Sound the horn • Look for motorcyclists filtering through the traffic • Give a 'slowing down' arm signal • Change down to first gear 	✓ Look for motorcyclists filtering through the traffic
1. 6.50 MC	An injured motorcyclist is lying unconscious in the road. You should <i>(Mark one answer)</i>	<ul style="list-style-type: none"> • Remove the safety helmet • Seek medical assistance • Move the person off the road • Remove the leather jacket 	✓ Seek medical assistance
1. 6.51	You are driving in town. There is a bus at the bus stop on the other side of the road. Why should you be careful? <i>(Mark one answer)</i>	<ul style="list-style-type: none"> • The bus may have broken down • Pedestrians may come from behind the bus • The bus may move off suddenly • The bus may remain stationary 	✓ Pedestrians may come from behind the bus
1. 6.52	How should you overtake horse riders? <i>(Mark one answer)</i>	<ul style="list-style-type: none"> • Speed is not important but allow plenty of room • Use your horn just once to warn them • Drive slowly and leave plenty of room 	✓ Drive slowly and leave plenty of room
1. 6.53 MC	You notice horse riders ahead of you. What should you do FIRST? <i>(Mark one answer)</i>	<ul style="list-style-type: none"> • Pull out to the middle of the road • Be prepared to slow down • Accelerate around them • Signal right 	
1. 6.54	You are driving on a narrow country road. Where would you find it most difficult to see horses and riders ahead of you? <i>(Mark one answer)</i>	<ul style="list-style-type: none"> • On left-hand bends • When downhill • When uphill • On right-hand bends 	<ul style="list-style-type: none"> ✓ Be prepared to slow down ✓ On left-hand bends
1. 6.55	A horse rider is in the left-hand lane approaching a roundabout. The driver behind should expect the rider to: <i>(Mark one answer)</i>	<ul style="list-style-type: none"> • Go in any direction • Turn right • Turn left • Go ahead 	✓ Go in any direction

1. 6.56	You are approaching a roundabout. There are horses just ahead of you. You should: (Mark two answers)	<ul style="list-style-type: none"> • Be prepared to stop • Treat them like any other vehicle • Give them plenty of room • Accelerate past as quickly as possible • Sound your horn as a warning 	<ul style="list-style-type: none"> ✓ Be prepared to stop ✓ Give them plenty of room
1. 6.57	You see a group of horse riders as you approach a roundabout. They are right but keeping well to the left. You should: (Mark one answer)	<ul style="list-style-type: none"> • Proceed as normal • Keep close of them • Cut in front of them • Stay well back 	 <ul style="list-style-type: none"> ✓ Stay well back
1. 6.58	What is the most common cause of road accidents? (Mark one answer)	<ul style="list-style-type: none"> • Weather conditions • Driver error • Road conditions • Mechanical failure 	<ul style="list-style-type: none"> ✓ Driver error
1. 6.59	You have a collision while your car is moving. What is the first important thing you must do? (Mark one answer)	<ul style="list-style-type: none"> • Stop only if there are injured people • Call the emergency services • Stop at the scene of the accident • Call your insurance company 	<ul style="list-style-type: none"> ✓ Stop at the scene of the accident
1. 6.60 MC	Which age group is most likely to be involved in road accidents? (Mark one answer)	<ul style="list-style-type: none"> • 36 to 45-year-old • 55-year-olds and over • 46 to 55-year-old • 18 to 25-year-old 	<ul style="list-style-type: none"> ✓ 18 to 25-year-old
1. 6.61	You are following a learner driver who stalls at a junction. What should you do? (Mark one answer)	<ul style="list-style-type: none"> • Be patient as you expect them to make mistake • Drive up close behind and flash your headlights • Start to rev your engine if they take too long to restart • Immediately steer around them and drive on 	<ul style="list-style-type: none"> ✓ Be patient as you expect them to make mistake
1. 6.62	If a friend wants to teach you to drive a car, they must: (Mark one answer)	<ul style="list-style-type: none"> • Be over 23 and have held a full licence for at least 5 years • Be over 18 and hold an advanced driver's certificate • Be over 18 and have fully comprehensive insurance • Be over 21 and have had a full license for at least three years. 	<ul style="list-style-type: none"> ✓ Be over 23 and have held a full licence for at least 5 years

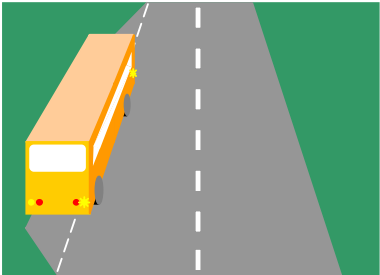
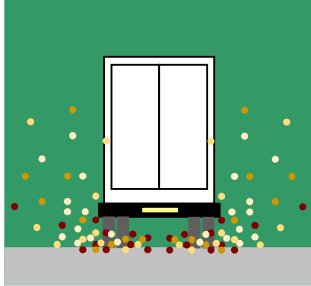
1. 6.63	Your car hits a pedestrian at 60 kph. The pedestrian will: <i>(Mark one answer)</i>	<ul style="list-style-type: none"> • Certainly be killed • Certainly survive • Probably be killed • Probably survive 	✓ Probably be killed
1. 6.64	You are dazzled at night by the lights of the vehicle behind you. You should: <i>(Mark one answer)</i>	<ul style="list-style-type: none"> • Set your mirror to anti-dazzle • Set your mirror to dazzle the other driver • Brake sharply to a stop • Switch your rear lights on and off 	✓ Set your mirror to anti-dazzle

Other types of vehicles

Ref	Question	Possible Answers	Correct Answer(s)
1. 7.1	The road is wet and slippery. Why might a motorcyclist steer round drain covers on a bend? <i>(Mark one answer)</i>	<ul style="list-style-type: none"> • To avoid puncturing the tyres on the edge of the drain covers • To prevent the motorcycle sliding on the metal drain covers • To help judge the bend using the drain covers as marker points • To avoid splashing pedestrians on the pavements 	✓ To prevent the motorcycle sliding on the metal drain covers
1. 7.2	It is very windy. You are behind a motorcyclist who is overtaking a high vehicle. What should you do? <i>(Mark one answer)</i>	<ul style="list-style-type: none"> • Overtake the motorcyclist immediately • Keep well back • Stay level with the motorcyclist • Keep close to the motorcyclist 	 ✓ Keep well back
1. 7.3	It is very blustery and windy. You are about to overtake a motorcyclist. You should: <i>(Mark one answer)</i>	<ul style="list-style-type: none"> • Overtake slowly • Allow extra room • Sound your horn • Keep close as you pass 	✓ Allow extra room
1. 7.4 MC	You are waiting to emerge left from a minor road. A large vehicle is approaching from the right. You have time to turn, but you should wait. Why? <i>(Mark one answer)</i>	<ul style="list-style-type: none"> • The large vehicle can easily hide an overtaking vehicle • The large vehicle can turn suddenly • The large vehicle is difficult to steer in a straight line • The large vehicle can easily hide vehicles from the left 	✓ The large vehicle can easily hide an overtaking vehicle

1. 7.5	You are driving behind a large articulated vehicle (trailer). It is going to turn left into a narrow road. What action should it take? (Mark one answer)	<ul style="list-style-type: none"> • Move out and overtake on the offside • Pass on the left as the vehicle moves out • Be prepared to stop behind it • Overtake quickly before the lorry moves out 	
			✓ Be prepared to stop behind it
1. 7.6 MC	You are driving behind a long vehicle. It approaches a crossroads and signals left, but moves out to the right. You should:- (Mark one answer)	<ul style="list-style-type: none"> • Get closer in order to pass it quickly • Stay well back and give it room • Assume the signal is wrong and it is really turning right • Overtake as it starts to slow down 	
			✓ Stay well back and give it room
1. 7.7 MC	You are driving behind a long vehicle approaching a crossroads. The driver signals right but moves close to the left-hand kerb. What should you do? (Mark one answer)	<ul style="list-style-type: none"> • Warn the driver of the wrong signal • Wait behind the long vehicle • Report the driver to the police • Overtake on the right-hand side 	
			✓ Wait behind the long vehicle
1. 7.8 MC	You are approaching a small roundabout. The long vehicle in front is signaling left but is positioned over to the right. You should: (Mark one answer)	<ul style="list-style-type: none"> • Sound your horn • Overtake on the left • Follow the same course as the lorry • Keep well back 	
			✓ Keep well back ✓ Drop back further
1. 7.9 MC	You keep well back while waiting to overtake a large lorry. Another car fills the gap. You should: (Mark one answer)	<ul style="list-style-type: none"> • Sound your horn • Drop back further • Flash your headlights • Start to overtake 	

1. 7.10 MC	Before overtaking a large vehicle or lorry you should keep well back. Why is this? <i>(Mark one answer)</i>	<ul style="list-style-type: none"> To give acceleration space to overtake quickly on blind bends To get the best view of the road ahead To leave a gap in case stops and rolls back To offer other drivers a safe gap if they want to overtake you 	✓ To get the best view of the road ahead
1. 7.11 MC	You wish to overtake a long, slow moving vehicle or lorry on a busy road with oncoming traffic. You should: <i>(Mark one answer)</i>	<ul style="list-style-type: none"> Follow it closely and keep moving out to see the road ahead Flash your headlights for the oncoming traffic to give way Stay behind until the driver waves you past Keep well back until you can see that it is clear 	✓ Keep well back until you can see that it is clear
1. 7.12	You are driving downhill. There is a car parked on the other side of the road partly blocking the road. Large, slow lorries are coming towards you. You should: <i>(Mark one answer)</i>	<ul style="list-style-type: none"> Keep going because you have the right of way Slow down and give way Speed up and get past quickly Pull over on the right behind the parked car 	✓ Slow down and give way
1. 7.13	When about to overtake a long vehicle or lorry you should: <i>(Mark one answer)</i>	<ul style="list-style-type: none"> Sound the horn to warn the driver that you are there Stay well back from the lorry to obtain a better view Drive close to the lorry in order to pass more quickly Flash your lights and wait for the driver to signal when it is safe 	✓ Stay well back from the lorry to obtain a better view
1. 7.14	Why is passing or overtaking a lorry more risky than passing a car? <i>(Mark one answer)</i>	<ul style="list-style-type: none"> Lorries are longer than cars Lorries may suddenly pull up The brakes of lorries are not as good Lorries climb hills more slowly 	✓ Lorries are longer than cars
1. 7.15 MC	You are traveling behind a bus that suddenly pulls up at a bus stop. What should you do? <i>(Mark two answers)</i>	<ul style="list-style-type: none"> Accelerate past the bus sounding your horn Watch carefully for pedestrians Be ready to give way to the bus Pull in closely behind the bus 	✓ Watch carefully for pedestrians ✓ Be ready to give way to the bus

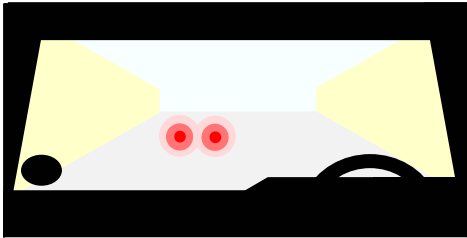
1. 7.16	You are driving in a city. Ahead of you a bus is at a bus stop. Which TWO of the following should you do? <i>(Mark two answers)</i>	<ul style="list-style-type: none"> • Be prepared to give way if the bus suddenly moves off • Continue at the same speed but sound your horn as warning • Watch carefully for the sudden appearance of pedestrians • Pass the bus as quickly as you possibly can 	<ul style="list-style-type: none"> ✓ Be prepared to give way if the bus suddenly moves off ✓ Watch carefully for the sudden appearance of pedestrians
1. 7.17 MC	When you approach a bus that is about to move off from a bus stop you should: <i>(Mark one answer)</i>	<ul style="list-style-type: none"> • Get past before it moves • Allow it to pull away, if it is safe to do so • Flash your headlights as you approach • Signal left and wave the bus on 	
1. 7.18	Which of these vehicles is LEAST likely to be affected by strong crosswinds? <i>(Mark one answer)</i>	<ul style="list-style-type: none"> • Cyclists • Motorcyclists • High-sided vehicles • Cars 	<ul style="list-style-type: none"> ✓ Allow it to pull away, if it is safe to do so ✓ Cars
1. 7.19	What does 'tailgating' mean? <i>(Mark one answer)</i>	<ul style="list-style-type: none"> • When a vehicle delivering goods has its tailgate down • When a vehicle is with its back doors open • When a driver is following another vehicle too closely • When stationary vehicles are too close in a queue 	<ul style="list-style-type: none"> ✓ When a driver is following another vehicle too closely
1. 7.20 MC	You are following a large lorry on a wet road. Spray makes it difficult to see. You should: <i>(Mark one answer)</i>	<ul style="list-style-type: none"> • Drop back until you can see better • Put your headlights on full beam • Keep close to the lorry, away from the spray • Speed up and overtake quickly 	
1. 7.21	You are driving on a dual-carriageway with surface spray. You should use: <i>(Mark one answer)</i>	<ul style="list-style-type: none"> • Your hazard flashers • Your dipped headlights • Your rear fog lights • Your sidelights 	<ul style="list-style-type: none"> ✓ Drop back until you can see better ✓ Your dipped headlights

Vehicle handling

Ref	Question	Possible Answers	Correct Answer(s)
1. 8.1	What are TWO main reasons why coasting downhill is dangerous or wrong? <i>(Mark two answers)</i>	<ul style="list-style-type: none"> Fuel consumption will be higher The vehicle will pick up speed It puts more wear and tear on the tyres You have less braking and steering control It damages the engine 	<ul style="list-style-type: none"> ✓ The vehicle will pick up speed ✓ You have less braking and steering control
1. 8.2	You should avoid 'coasting' your car because it could: <i>(Mark one answer)</i>	<ul style="list-style-type: none"> Damage the suspension Increase tyre wear Flatten the battery Reduce steering control 	<ul style="list-style-type: none"> ✓ Reduce steering control
1. 8.3	Why is coasting wrong or dangerous? <i>(Mark one answer)</i>	<ul style="list-style-type: none"> It will cause the car to skid It will make the engine stall The engine will run faster There is no engine braking 	<ul style="list-style-type: none"> ✓ There is no engine braking
1. 8.4	Hills can affect the performance of your vehicle. Which TWO apply when driving up steep hills? <i>(Mark two answers)</i>	<ul style="list-style-type: none"> Higher gears will pull better You will slow down sooner Overtaking will be easier The engine will work harder The steering will feel heavier 	<ul style="list-style-type: none"> ✓ You will slow down sooner ✓ The engine will work harder
1. 8.5	You are approaching a bend at a high speed. You should begin to brake. <i>(Mark one answer)</i>	<ul style="list-style-type: none"> On the bend After the bend After changing gears Before the bend 	<ul style="list-style-type: none"> ✓ Before the bend
1. 8.6	You are following a vehicle at a safe distance on a wet and slippery road. Another driver overtakes you and pulls into the gap you have left. What should you do? <i>(Mark one answer)</i>	<ul style="list-style-type: none"> Flash your headlights as a warning Try to overtake safely as soon as you can Drop back to regain a safe distance Stay close to the other vehicle until it moves on 	<ul style="list-style-type: none"> ✓ Drop back to regain a safe distance
1. 8.7	You are driving in the left-hand lane of a dual carriageway. Another car overtakes and pulls in front of you leaving you without enough separation distance. You should: <i>(Mark one answer)</i>	<ul style="list-style-type: none"> Move to the right-hand lane Continue as you are Drop back Sound your horn 	<ul style="list-style-type: none"> ✓ Drop back

1. 8.8 MC	In which THREE of these situations may you overtake another vehicle on the inside, or the left? <i>(Mark three answers)</i>	<ul style="list-style-type: none"> • When you are in a one-way street • When approaching a motorway slip road where you will be turning off • When the vehicle in front is to turn right • When a slower vehicle is in the right-hand lane of a dual carriageway • In slow-moving traffic queues when traffic in the right-hand lane is moving more slowly 	<ul style="list-style-type: none"> ✓ When you are in a one-way street ✓ When the vehicle in front is to turn right ✓ In slow-moving traffic queues when traffic in the right-hand lane is moving more slowly
1. 8.9	Which THREE of the following will affect your stopping distance? <i>(Mark three answers)</i>	<ul style="list-style-type: none"> • How fast you are going • The tyres on your vehicle • The time of day • The weather • The street lighting 	<ul style="list-style-type: none"> ✓ How fast you are going ✓ The tyres on your vehicle ✓ The weather
1. 8.10	You are in very heavy downpour. Your overall stopping distance is likely to be: <i>(Mark one answer)</i>	<ul style="list-style-type: none"> • Doubled • Halved • Up to ten times greater • No different 	<ul style="list-style-type: none"> ✓ Doubled
1. 8.11	Motorcyclists are more at risk to be injured from other road users because they <i>(Mark one answer)</i>	<ul style="list-style-type: none"> • Are less experienced than other drivers • Are more likely to break down than other motorists • Are always faster than other drivers • Are more difficult to see than other drivers 	<ul style="list-style-type: none"> ✓ Are more difficult to see than other drivers
1. 8.12	To correct a rear-wheel skid you should: <i>(Mark one answer)</i>	<ul style="list-style-type: none"> • Not steer at all • Steer away from it • Steer into it • Apply your handbrake 	<ul style="list-style-type: none"> ✓ Steer into it
1. 8.13	You are driving in very wet weather. Your vehicle begins to slide. This affect is called: <i>(Mark one answer)</i>	<ul style="list-style-type: none"> • Hosing • Weaving • Aquaplaning • Fading 	<ul style="list-style-type: none"> ✓ Aquaplaning
1. 8.14	You have to make a journey in fog. What are the TWO most important things you should do before you set out? <i>(Mark two answers)</i>	<ul style="list-style-type: none"> • Top up the radiator with antifreeze • Make sure that you have a warning triangle in the vehicle • Check that your lights are working • Check the battery • Make sure that the windows are clean 	<ul style="list-style-type: none"> ✓ Check that your lights are working ✓ Make sure that the windows are clean

1. 8.15	You have to make a journey in foggy conditions. You should: <i>(Mark one answer)</i>	<ul style="list-style-type: none"> Follow closely other vehicle's tail lights Never use demisters and windscreens wipers. Leave plenty of time for your journey Keep two seconds behind other vehicles 	✓ Leave plenty of time for your journey
1. 8.16	Front fog lights may be used ONLY if: <i>(Mark one answer)</i>	<ul style="list-style-type: none"> Visibility is seriously reduced They are fitted above the bumper They are not as bright as the headlights An audible warning device is used 	✓ Visibility is seriously reduced
1. 8.17	Front fog lights may be used ONLY <i>(Mark one answer)</i>	<ul style="list-style-type: none"> If they are not as bright as the headlights When visibility is seriously reduced Between dusk and dawn During 'lighting up' times only 	✓ When visibility is seriously reduced
1. 8.18	Front fog lights may be used ONLY if: <i>(Mark one answer)</i>	<ul style="list-style-type: none"> Your headlights are not working They are operated with rear fog lights They were fitted by the vehicle manufacturer Visibility is seriously reduced 	✓ Visibility is seriously reduced
1. 8.19	Front fog lights may be used ONLY if: <i>(Mark one answer)</i>	<ul style="list-style-type: none"> They prevent headlights glare on a wet road You wish to overtake in bad weather Visibility is seriously reduced Fitted by manufacturer 	✓ Visibility is seriously reduced
1. 8.20	Fog lights should be used ONLY when <i>(Mark one answer)</i>	<ul style="list-style-type: none"> In very light rain Visibility is seriously reduced Daylight is fading Driving after midnight 	✓ Visibility is seriously reduced
1. 8.21	Using front/rear fog lights in good visibility will: <i>(Mark one answer)</i>	<ul style="list-style-type: none"> Flatten the battery Dazzle other drivers Improve your visibility Increase your awareness 	✓ Dazzle other drivers
1. 8.22	You are following other vehicles in fog with your lights on. How else can you reduce the chances of being involved in an accident? <i>(Mark one answer)</i>	<ul style="list-style-type: none"> Keep close to the vehicle in front Use your main beam instead of dipped headlights Keep together with the faster vehicles Reduce your speed and increase the gap 	✓ Reduce your speed and increase the gap

1. 8.23	Why should you always reduce your speed when driving in fog? (Mark one answer)	<ul style="list-style-type: none"> • Because the brakes do not work as well • Because you could be dazzled by other people's fog lights • Because the engine's colder • Because it is more difficult to see events ahead 	✓ Because it is more difficult to see events ahead
1. 8.24	You are driving in fog. Why should you keep well back from the vehicle in front? (Mark one answer)	<ul style="list-style-type: none"> • In case it changes direction suddenly • In case its fog lights dazzle you • In case it stops suddenly • In case its brake lights dazzle you 	
1. 8.25	Using rear fog lights in clear daylight or tunnels will: (Mark one answer)	<ul style="list-style-type: none"> • Be useful when towing a trailer • Give extra protection • Dazzle others drivers • Make following drivers keep back 	<ul style="list-style-type: none"> ✓ In case it stops suddenly ✓ Dazzle others drivers
1. 8.26	You are driving on a clear dry night with your rear fog lights switched on. This may: (Mark two answers)	<ul style="list-style-type: none"> • Reduce glare from the road surface • Make other drivers think you are braking • Give a better view of the road ahead • Dazzle following drivers • Help your indicators to be seen more clearly 	<ul style="list-style-type: none"> ✓ Make other drivers think you are braking ✓ Dazzle following drivers
1. 8.27	Why is it dangerous to leave rear fog lights on when they are not needed? (Mark two answer)	<ul style="list-style-type: none"> • Brake lights are less clear • Following drivers can be dazzled • Electrical systems could be overloaded • Direction indicators may not work properly • The battery could fail 	<ul style="list-style-type: none"> ✓ Brake lights are less clear ✓ Following drivers can be dazzled
1. 8.28	You are driving in thick fog using fog lights. When visibility improves you MUST: (Mark one answer)	<ul style="list-style-type: none"> • Maintain your speed • Keep them on • Increase your speed • Switch them off 	✓ Switch them off
1. 8.29	Front and rear fog lights MUST be: (Mark one answer)	<ul style="list-style-type: none"> • Connected to an audible warning signal • Used outside built up areas only • Switched off in night-time fog • Switched of if visibility is not seriously reduced 	✓ Switched of if visibility is not seriously reduced

1. 8.30	Which TWO of the following are correct? When overtaking at night you should: <i>(Mark two answers)</i>	<ul style="list-style-type: none"> • Wait until a bend so that you can see the oncoming headlights • Sound your horn twice before moving out • Be careful because you can see less • Beware of the bends in the road ahead • Put headlights on full beam 	<ul style="list-style-type: none"> ✓ Be careful because you can see less ✓ Beware of the bends in the road ahead
1. 8.31	You are overtaking a car at night. You must be sure that: <i>(Mark one answer)</i>	<ul style="list-style-type: none"> • You flash your headlamps before overtaking • Your rear fog lights are switched on • You have switched your lights to full beam before overtaking • You do not dazzle other road users 	<ul style="list-style-type: none"> ✓ You do not dazzle other road users
1. 8.32	At night, you are dazzled by headlights coming towards you. You should: <i>(Mark one answer)</i>	<ul style="list-style-type: none"> • Pull down your sun visor • Slow down or stop • Switch on your main beam headlights • Put your hand over your eyes 	<ul style="list-style-type: none"> ✓ Slow down or stop
1. 8.33	You are dazzled by oncoming headlights when driving at night. What should you do? <i>(Mark one answer)</i>	<ul style="list-style-type: none"> • Slow down or stop • Brake hard • Drive faster past the oncoming car • Flash your lights 	<ul style="list-style-type: none"> ✓ Slow down or stop
1. 8.34	You are on a narrow road at night. A slower-moving vehicle ahead signalled right for some time. What should you do? <i>(Mark one answer)</i>	<ul style="list-style-type: none"> • Overtake on the left • Flash your headlights before overtaking • Signal right and sound your horn • Wait for the signal to be cancelled before overtaking 	<ul style="list-style-type: none"> ✓ Wait for the signal to be cancelled before overtaking
1. 8.35	Which TWO are correct? The passing places on a single-track road are: <i>(Mark two answers)</i>	<ul style="list-style-type: none"> • For taking a rest from driving • To pull into if an oncoming vehicle wants to proceed • For stopping and checking your route • To turn the car around in, if you are lost • To pull into if the car behind wants to overtake 	<ul style="list-style-type: none"> ✓ To pull into if an oncoming vehicle wants to proceed ✓ To pull into if the car behind wants to overtake
1. 8.36	You see a vehicle coming towards you on a single-track road. You should: <i>(Mark one answer)</i>	<ul style="list-style-type: none"> • Reverse back to the main road • Do an emergency stop • Stop at a passing place • Put on your hazard warning lights 	<ul style="list-style-type: none"> ✓ Stop at a passing place

1. 8.37 Which of these plates may appear with this road sign?
(Mark one answer)



Humps
50m

Hump Bridge

Humps
50m

Low Bridge

Soft Verge

✓

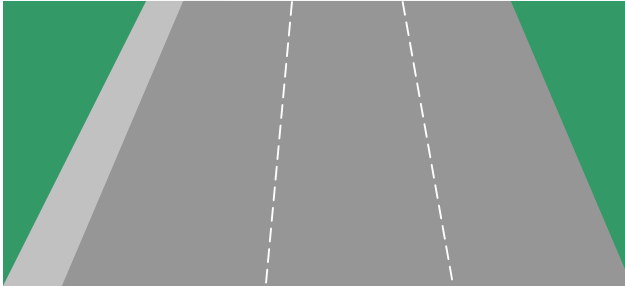
1. 8.38 Which statement represents being in safe control of your vehicle?
(Mark one answer)

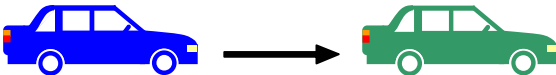
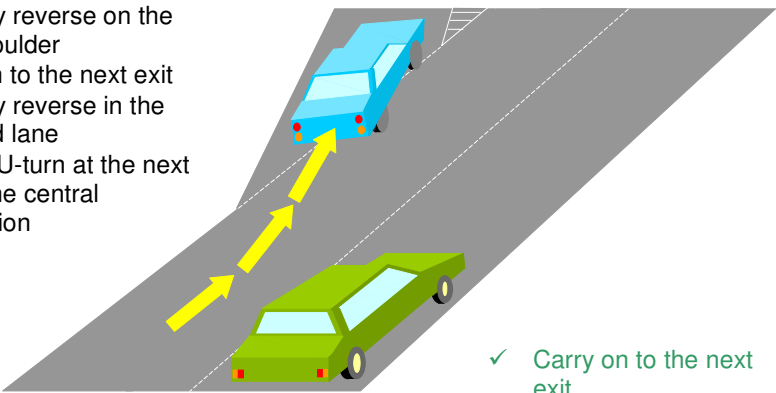
- One hand on the steering wheel and the other grasping the gear lever for the most part to facilitate instant gear changes.
- Both hands on the steering wheel at all times , and only when a change of gear or operation of controls is necessary that one hand is taken off the steering wheel.
- One hand on the steering wheel and the other being used to hold a mobile phone.
- One hand on the steering wheel and the other simply hanging out of the window to catch the breeze and look cool or wave to friends.

✓ Both hands on the steering wheel at all times , and only when a change of gear or operation of controls is necessary that one hand is taken off the steering wheel.


Dual carriageway rules



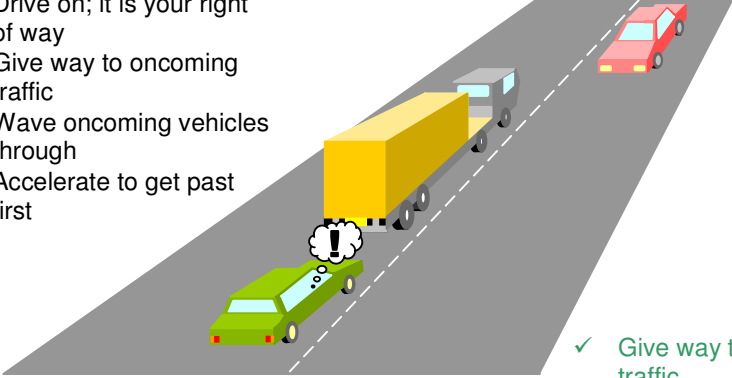
Ref	Question	Possible Answers	Correct Answer(s)
1. 9.1	As soon as you join a dual carriageway you should normally: (Mark one answer)	<ul style="list-style-type: none"> • Try to overtake • Readjust your mirrors • Position your vehicle in the centre lane • Keep in the left lane 	✓ Keep in the left lane
1. 9.2	When joining a dual carriageway you must always: (Mark one answer)	<ul style="list-style-type: none"> • Use the hard shoulder • Stop at the end of the acceleration • Come to a stop before joining the dual carriageway • Give way to traffic already on the dual carriageway 	✓ Give way to traffic already on the dual carriageway


1. 9.3	A fundamental rule when driving on a dual carriageway is: <i>(Mark one answer)</i>	<ul style="list-style-type: none"> • Use the lane that has least traffic • Keep to the left lane unless overtaking • Overtake on the side that is clearest • Try to keep above 50 kph to prevent congestion 	✓ Keep to the left lane unless overtaking
1. 9.4	You are driving on a dual carriageway and the car ahead shows its hazard lights for a short time. This tells you that: <i>(Mark one answer)</i>	<ul style="list-style-type: none"> • The driver wants you to overtake • The other car is going to change lanes • Traffic ahead is slowing or stopping suddenly • There is a police speed check up ahead 	✓ Traffic ahead is slowing or stopping suddenly
1. 9.5	You are driving on a dual carriageway. You have to slow down quickly due to a hazard. You should: <i>(Mark one answer)</i>	<ul style="list-style-type: none"> • Switch on your hazard lights • Switch on your headlights • Sound your horn • Flash your headlights 	✓ Switch on your hazard lights
1. 9.6	Which vehicles are normally fitted with amber flashing beacons on the roof? <i>(Mark two answers)</i>	<ul style="list-style-type: none"> • Doctor's car • Bomb disposal team • Blood transfusion team • Breakdown recovery vehicles • Coastguard • Maintenance vehicles 	<ul style="list-style-type: none"> ✓ Breakdown recovery vehicles ✓ Maintenance vehicles
1. 9.7	What should you use the hard shoulder of a multi-lane-carriageway for? <i>(Mark one answer)</i>	<ul style="list-style-type: none"> • Stopping in an emergency • Leaving the dual-carriageway • Stopping when you are tired • Joining the dual-carriageway 	
1. 9.8	After a breakdown you need to rejoin the main carriageway of a multi-lane- carriageway from the hard shoulder. You should: <i>(Mark one answer)</i>	<ul style="list-style-type: none"> • Move out onto the carriageway then build up your speed • Move out onto the carriageway using your hazard lights • Gain speed on the harder shoulder before moving out onto the carriageway • Wait on the hard shoulder until someone flashes their headlights at you 	<ul style="list-style-type: none"> ✓ Stopping in an emergency ✓ Gain speed on the harder shoulder before moving out onto the carriageway

1. 9.9	The minimum safe time gap to keep between you and the vehicle in front in good conditions at least: <i>(Mark one answer)</i>	<ul style="list-style-type: none"> • Four seconds • One second • Three seconds • Two seconds 	<p>✓ Two seconds</p> 
1. 9.10	You are intending to leave the multi-lane-carriageway at the next exit. Before you reach the exit you should normally position your vehicle: <i>(Mark one answer)</i>	<ul style="list-style-type: none"> • In the middle lane • In the left-hand lane • On the hard shoulder • In any lane 	<p>✓ In the left-hand lane</p>
1. 9.11	You are driving on a multi-lane-carriageway. By mistake, you go past the exit that you wanted to take. You should: <i>(Mark one answer)</i>	<ul style="list-style-type: none"> • Carefully reverse on the hard shoulder • Carry on to the next exit • Carefully reverse in the left-hand lane • Make a U-turn at the next gap in the central reservation 	 <p>✓ Carry on to the next exit</p>

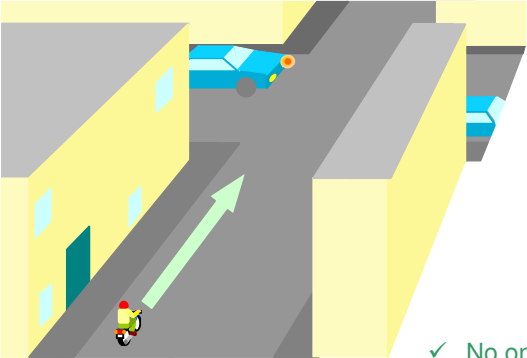
Rules of the road


Ref	Question	Possible Answers	Correct Answer(s)
1. 10.1	You may drive over a footpath: <i>(Mark one answer)</i>	<ul style="list-style-type: none"> • To overtake slow-moving traffic • When the pavement is very wide • If no pedestrians are near • To gain lawful access into a property 	<p>✓ To gain lawful access into a property</p>
1. 10.2 MC	What is the meaning of this sign? <i>(Mark one answer)</i>	<ul style="list-style-type: none"> • Local speed limit applies • No waiting on the carriageway • National speed limit applies • No entry to vehicular traffic 	<p>✓ National speed limit applies</p> 
1. 10.3 MC	What is the national speed limit, unless otherwise indicated, for cars and motorcycles? <i>(Mark one answer)</i>	<ul style="list-style-type: none"> • 50 kph • 60kph • 80kph • 100kph 	<p>✓ 80kph</p>
1. 10.4 MC	What is the national speed limit, unless otherwise indicated, on dual carriageways for cars and motorcycles? <i>(Mark one answer)</i>	<ul style="list-style-type: none"> • 100kph • 70kph • 80kph • 50kph 	<p>✓ 80kph</p>

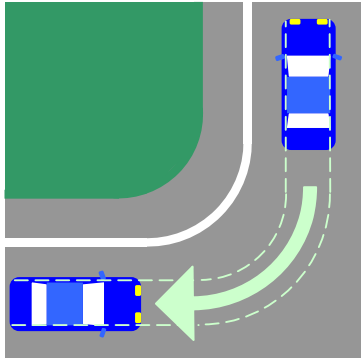
1. 10.5	You see this sign ahead of you. It means: (Mark one answer)	<ul style="list-style-type: none"> • Start to slow down to 30 kph after passing it • You are leaving the 30 kph speed limit area • Do not exceed 30 kph after passing it • The minimum speed limit ahead is 30 kph 	✓ Do not exceed 30 kph after passing it
			
1. 10.6	What does a speed limit sign like this mean? (Mark one answer)	<ul style="list-style-type: none"> • It is safe to drive at the speed shown • The speed shown is the advised maximum • The speed shown allows for various road and weather conditions • You must not exceed the speed shown 	✓ You must not exceed the speed shown
			
1. 10.7 MC	You are driving along a street with parked vehicles on the left-hand side. For which THREE reasons should you keep your speed down? (Mark three answer)	<ul style="list-style-type: none"> • So that oncoming traffic can see you more clearly • You may set off car alarms • Vehicles may be pulling out • Drivers' doors may open • Children may run out from between the vehicles 	<ul style="list-style-type: none"> ✓ Vehicles may be pulling out ✓ Drivers' doors may open ✓ Children may run out from between the vehicles
1. 10.8 MC	You meet an obstruction on your side of the road. You should: (Mark one answer)	<ul style="list-style-type: none"> • Drive on; it is your right of way • Give way to oncoming traffic • Wave oncoming vehicles through • Accelerate to get past first 	 <ul style="list-style-type: none"> ✓ Give way to oncoming traffic
1. 10.9	There is a tractor ahead of you. You wish to overtake but you are NOT sure if it is safe to do so. You should: (Mark one answer)	<ul style="list-style-type: none"> • Follow another overtaking vehicle through • Sound your horn to the slow vehicle to pull over • Speed through but flash your lights to oncoming traffic • Not overtake if you are in doubt 	✓ Not overtake if you are in doubt

1. 10.10	Which three of the following are most likely to take an unusual course at roundabouts? <i>(Mark three answers)</i>	<ul style="list-style-type: none"> • Horse riders • Bread vans • Delivery vans • Long vehicles • Estate cars • Cyclists 	<ul style="list-style-type: none"> ✓ Horse riders ✓ Long vehicles ✓ Cyclists
1. 10.11	You are leaving your vehicle parked on a road. When may you leave the engine running? <i>(Mark one answer)</i>	<ul style="list-style-type: none"> • If you will be parked for less than five minutes • If the battery is flat • When in a 20 mph zone • Not on any occasion 	<ul style="list-style-type: none"> ✓ Not on any occasion
1. 10.12 MC	In which FOUR places must you NOT park or wait? <i>(Mark four answers)</i>	<ul style="list-style-type: none"> • On a dual carriageway • At a bus stop • On the slope of a hill • Opposite a traffic island • In front of someone else's drive-way/garage • On the brow of a hill 	<ul style="list-style-type: none"> ✓ At a bus stop ✓ Opposite a traffic island ✓ In front of someone else's drive-way/garage ✓ On the brow of a hill
1. 10.13 MC	What is the nearest you may park your vehicle to a junction? <i>(Mark one answer)</i>	<ul style="list-style-type: none"> • 5 meters (16 feet) • 10 meters (32 feet) • 12 meters (39 feet) • 15 meters (49 feet) 	<ul style="list-style-type: none"> ✓ 5 meters (16 feet)
1. 10.14	You are finding it difficult to find a parking place in a busy town. You can see there is space on the zigzag lines of a zebra crossing. Can you park there? <i>(Mark one answer)</i>	<ul style="list-style-type: none"> • No, unless you stay with your car • Yes, in order to drop off a passenger • Yes, if you don't block people from crossing • No, not under any circumstances 	<ul style="list-style-type: none"> ✓ No, not under any circumstances
1. 10.15 MC	In which TWO places must you NOT park? <i>(Mark two answers)</i>	<ul style="list-style-type: none"> • Near a school entrance • Near a police station • In a side road • At a bus stop • In a one-way street 	<ul style="list-style-type: none"> ✓ Near a school entrance ✓ At a bus stop
1. 10.16 MC	What is the meaning of this sign? <i>(Mark one answer)</i>	<ul style="list-style-type: none"> • No entry • Waiting restrictions • National speed limit • School crossing patrol 	<ul style="list-style-type: none"> ✓ Waiting restrictions
			
1. 10.17 MC	You are looking for somewhere to park your vehicle. The area is full EXCEPT for spaces marked 'disabled use'. You can: <i>(Mark one answer)</i>	<ul style="list-style-type: none"> • Use these spaces when elsewhere is full • Park if you stay with your vehicle • Use these spaces, disabled or not • Not park there unless permitted 	<ul style="list-style-type: none"> ✓ Not park there unless permitted

1. 10.18	You are driving at night with full-beam headlights on. A vehicle is overtaking you. You should dip your lights (Mark one answer)	<ul style="list-style-type: none"> • Some time after the vehicles has passed you • Before the vehicles starts to pass you • Only if the other driver dips his headlights • As soon as the vehicle passes you 	✓ As soon as the vehicle passes you
1. 10.19	You are driving on a two-lane carriageway. For which TWO of the following would you use the right-hand lane? (Mark two answers)	<ul style="list-style-type: none"> • Turning right • Normal driving • Driving at the minimum allowed speed • Constant high speed driving • Overtaking slower traffic • Mending punctures 	<ul style="list-style-type: none"> ✓ Turning right ✓ Overtaking slower traffic
1. 10.20	You are entering an area of roadworks. There is a temporary speed limit displayed. You must (Mark one answer)	<ul style="list-style-type: none"> • Not exceed the speed limit • Obey the limit only during rush hour • Accept the speed limit as advisable • Obey the limit except for overnight 	✓ Not exceed the speed limit
1. 10.21	You are approaching a busy junction. There are several lanes with road markings. At the last moment you realise that you are in the wrong lane. You should: (Mark one answer)	<ul style="list-style-type: none"> • Continue in that lane • Force your way across • Stop until the area has cleared • Use clear arm signals to cut across 	✓ Continue in that lane
1. 10.22	Where may you overtake another vehicle on a one-way Street? (Mark one answer)	<ul style="list-style-type: none"> • Only on the left-hand side • Overtaking is not allowed • Only on the right-hand side • Either on the right or the left 	✓ Either on the right or the left
1. 10.23	You are going along a single-track road with passing places only on the right. The driver behind wishes to overtake. You should: (Mark one answer)	<ul style="list-style-type: none"> • Speed up to get away from the following driver • Switch on your hazard warning lights • Wait opposite a passing place on your right • Drive into a passing place on your right 	✓ Wait opposite a passing place on your right
1. 10.24	You are on a road that is only wide enough for one vehicle. There is a car coming towards you. Which TWO of these would be correct? (Mark two answer)	<ul style="list-style-type: none"> • Pull into a passing place on your right • Force the other driver to reverse • Pull into a passing place if your vehicle is wider • Pull into a passing place on your left • Wait opposite a passing place on your right • Wait opposite a passing place on your left 	<ul style="list-style-type: none"> ✓ Pull into a passing place on your left ✓ Wait opposite a passing place on your right


1. 10.25	Signals are normally given by direction indicators and: (Mark one answer)	<ul style="list-style-type: none"> • Brake lights • Side lights • Fog lights • Interior lights 	✓ Brake lights
1. 10.26 MC	When going straight ahead at a roundabout you should: (Mark one answer)	<ul style="list-style-type: none"> • Indicate left before leaving the roundabout • Not indicate at any time • Indicate right when approaching the roundabout • Indicate left when approaching the roundabout 	✓ Indicate left before leaving the roundabout
1. 10.27	Which vehicle might have to use a different course than normal at roundabouts? (Mark one answer)	<ul style="list-style-type: none"> • Sports car • Van • Estate car • Long vehicle 	✓ Long vehicle
1. 10.28	You are going straight ahead at a roundabout. How should you signal? (Mark one answer)	<ul style="list-style-type: none"> • Signal right on the approach and then left to leave the roundabout • Signal left as you leave the roundabouts • Signal left on the approach to the roundabout and keep the signal on until you leave • Signal left just after you pass the exit before the one you will take 	✓ Signal left just after you pass the exit before the one you will take
1. 10.29	At a crossroads there are no signs or road markings. Two vehicles approach. Which has priority? (Mark one answer)	<ul style="list-style-type: none"> • Neither vehicle • The vehicle the fastest • The vehicle on the widest road • Vehicles approaching from the right 	✓ Neither vehicle
1. 10.30 MC	Who has priority at an unmarked crossroads? (Mark one answer)	<ul style="list-style-type: none"> • The driver of the larger vehicle • No one • The driver who is going faster • The driver on the wider road 	 ✓ No one

1. 10.31	You are intending to turn right at a junction. An oncoming driver is also turning right. It will normally be safer to: <i>(Mark one answer)</i>	<ul style="list-style-type: none"> • Keep the other vehicle to your RIGHT and turn behind it (offside to offside) • Keep the other vehicle to your LEFT and turn in front of it (nearside to nearside) • Carry on and turn at the next junction instead • Hold back, wait for the other driver to turn first 	✓ Keep the other vehicle to your RIGHT and turn behind it (offside to offside)	
1. 10.32	The dual carriageway you are turning right onto has a narrow central reverse. You should: <i>(Mark one answer)</i>	<ul style="list-style-type: none"> • Proceed to central reverse and wait • Wait until the road is clear in both directions • Stop in the first lane so that other vehicles give way • Emerge slightly to show your intentions 	✓ Wait until the road is clear in both directions	
1. 10.33	While driving, you intend to turn left into a minor road. On the approach you should: <i>(Mark one answer)</i>	<ul style="list-style-type: none"> • Keep just left of the middle of the road • Keep in the middle of the road • Swing out wide just before turning • Keep well to the left of the road 	✓ Keep well to the left of the road	
1. 10.34	You may only enter a box junction when: <i>(Mark one answer)</i>		<ul style="list-style-type: none"> • There are less than two vehicles in front of you • The traffic lights show green • Your exit road is clear • You need to turn left 	✓ Your exit road is clear
1. 10.35	Someone is waiting to cross at a zebra crossing. They are standing on the pavement. You should normally: <i>(Mark one answer)</i>	<ul style="list-style-type: none"> • Go on quickly before they step onto the crossing • Stop before you reach the zigzag lines and let them cross • Stop, let them cross, wait patiently • Ignore them as they are still on the pavement 	✓ Stop, let them cross, wait patiently	
1. 10.36	You are on a busy main road and find that you are in a wrong direction. What should you do? <i>(Mark one answer)</i>	<ul style="list-style-type: none"> • Turn into a side road on the road on the right and reverse into the main road. • Make a U-turn in the main road • Make a 'three point' turn in the main road • Turn round in a side road 	✓ Turn round in a side road	


1. 10.37	You may remove your seat belt temporarily when carrying out a manoeuvre that involves: <i>(Mark one answer)</i>	<ul style="list-style-type: none"> • Reversing • A hill start • An emergency stop • Driving slowly 	✓ Reversing
1. 10.38	You must not reverse: <i>(Mark one answer)</i>	<ul style="list-style-type: none"> • For longer than necessary • For more than a car's length • Into a side road • In a built-up area 	✓ For longer than necessary
1. 10.39	You are parked in a busy high street. What is the safest way to turn your vehicle around to go the opposite way? <i>(Mark one answer)</i>	<ul style="list-style-type: none"> • Find a quiet side road to turn round in • Drive into a side road and reverse into the main road • Get someone to stop the traffic • Do a U-turn 	✓ Find a quiet side road to turn round in
1. 10.40	When you are NOT sure that it is safe to reverse your vehicle you should: <i>(Mark one answer)</i>	<ul style="list-style-type: none"> • Use your horn • Rev your engine • Get out and check • Reverse slowly 	✓ Get out and check
1. 10.41	You are reversing your vehicle into a side road. When would the greatest hazard to passing traffic occur? <i>(Mark one answer)</i>	<ul style="list-style-type: none"> • After you've completed the manoeuvre • Just before you actually begin to manoeuvre • After you've entered the side road • When the front of your vehicle swings out 	
1. 10.42	Why is it important for you to maintain 'Lane-Discipline'? <i>(Mark two answer)</i>	<ul style="list-style-type: none"> • So that nobody can overtake you if they are speeding. • So that you are always in the correct lane on a multi-lane road. • So that you are on the correct side of the road before and after turning left or right at junctions and when approaching roundabouts. • Staying in the lane of your choice as long as you are driving within the speed limit. 	<ul style="list-style-type: none"> ✓ When the front of your vehicle swings out ✓ So that you are always in the correct lane on a multi-lane road. ✓ So that you are on the correct side of the road before and after turning left or right at junctions and when approaching roundabouts.

1. 10.43	What lights and why must you put them on when going through a tunnel? (Mark one answer)	<ul style="list-style-type: none"> • Main-beam to see clearly where you are going. • Dipped-beam to help you see and also be clearly seen by others. • Dipped-beam and front and/or rear Fog lights to see and be seen clearly. • Hazard warning lights so nobody drives too near. • No lights are necessary as tunnels have their own lighting. 	✓ Dipped-beam to help you see and also be clearly seen by others.
1. 10.44	When can you overtake in a tunnel? (Mark two answers)	<ul style="list-style-type: none"> • On the outside lane if the vehicle in front of you on the inner lane is not going fast enough. • On the inside lane if the vehicle in front of me on the outside lane is not going fast enough. • Only if a broken down vehicle or other static hazard is obstructing the lane you are driving in, after having checked and signaled correctly. • Never under normal circumstances as overtaking in tunnels is prohibited. 	<ul style="list-style-type: none"> ✓ Only if a broken down vehicle or other static hazard is obstructing the lane you are driving in, after having checked and signaled correctly. ✓ Never under normal circumstances as overtaking in tunnels is prohibited.
1. 10.45	What are the maximum national speed limits for cars and motorcycles in built-up areas and elsewhere? (Mark one answer)	<ul style="list-style-type: none"> • 45kph and 100kph • 50kph and 80kph • 30kph and 60kph • 40kph and 70kph 	✓ 50kph and 80kph

Road and traffic signs

Ref	Question	Possible Answers	Correct Answer(s)
1. 11.1	You MUST obey signs giving orders. These signs are mostly in: (Mark one answer)	<ul style="list-style-type: none"> • Green rectangles • Red triangles • Blue rectangles • Red circles 	✓ Red circles
1. 11.2 MC	Traffic signs giving orders are generally which shape? (Mark one answer)		✓

1. 11.3
MC
Which type of sign tells you NOT to do something?
(Mark one answer)



✓


1. 11.4
MC
What does this sign mean?
(Mark one answer)



- Maximum speed limit with traffic calming
- Minimum speed limit with traffic calming
- '20 cars only' parking zone
- Only 20 cars allowed at any one time

✓ Maximum speed limit with traffic calming

1. 11.5
MC
Which sign means no motor vehicles are allowed?
(Mark one answer)




✓

1. 11.6
Which of these signs means no motor vehicles?
(Mark one answer)



✓


1. 11.7 MC What does this sign mean? (Mark one answer)



- New speed limit 20 kph
- No vehicles over 30 tonnes
- Minimum speed limit 30kph
- End of 30kph zone

✓ End of 30kph zone


1. 11.8 What does this sign mean? (Mark one answer)



- No overtaking
- No motor vehicles
- Clearway (no stopping)
- Cars and motorcycles only

✓ No motor vehicles


1. 11.9 MC What does this sign mean? (Mark one answer)



- No parking
- No road markings
- No through road
- No entry

✓ No entry


1. 11.10 MC What does this sign mean? (Mark one answer)












- Bend on the right
- Road on the right closed
- No traffic from the right
- No right turn

✓ No right turn

1. 11.11 Which sign means 'no entry'? (Mark one answer)



✓

1. 11.12 MC	What does this sign mean? (Mark one answer)	<ul style="list-style-type: none"> You have priority No motor vehicles Two-way traffic No overtaking 	✓ No overtaking	
				
1. 11.13	What does this sign mean? (Mark one answer)	<ul style="list-style-type: none"> Keep in one lane Give way to oncoming traffic Do not overtake Form two lanes 	✓ Do not overtake	
				
1. 11.14	What does this sign mean? (Mark one answer)	<ul style="list-style-type: none"> Waiting restrictions apply Waiting permitted National speed limit applies Clearway (no stopping) 	✓ Waiting restrictions apply	
				
1. 11.15 MC	Which sign means 'no stopping'? (Mark one answer)			
				
				
1. 11.16 MC	What does this sign mean? (Mark one answer)	<ul style="list-style-type: none"> Roundabout Crossroads No stopping No entry 	✓ No stopping	
				

1.
11.17

You see this sign ahead. It means:
(Mark one answer)




- National speed limit applies
- Waiting restrictions apply
- No stopping
- No entry

✓ No stopping

1.
11.18
MC

What does this traffic sign mean?
(Mark one answer)




- No overtaking allowed
- Give priority to oncoming traffic
- Two way traffic
- One-way traffic only

✓ Give priority to oncoming traffic

1.
11.19
MC

What is the meaning of this traffic sign?
(Mark one answer)



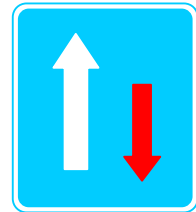
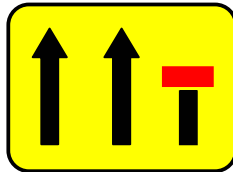


- End of two-way road
- Give priority to vehicles coming towards you
- You have priority over vehicles coming towards you
- Bus lane ahead

✓ You have priority over vehicles coming towards you

1.
11.20
MC

Which sign means 'traffic has priority over oncoming vehicles'?
(Mark one answer)



✓

1.
11.21
MC

What MUST you do when you see this sign?
(Mark one answer)




- Stop, ONLY if traffic is approaching
- Stop, even if the road is clear
- Stop, ONLY if children are waiting to cross
- Stop, ONLY if a red light is showing

✓ Stop, even if the road is clear

1.
11.22

What does this sign mean?
(Mark one answer)







- No overtaking
- You are entering a one-way street
- Two-way traffic ahead
- You have priority over vehicles from the opposite direction

✓ You have priority over vehicles from the opposite direction






1.
11.23
MC

What shape is a STOP sign at a junction?
(Mark one answer)




1.
11.24
MC

Which shape is used for GIVE WAY sign?
(Mark one answer)



1.
11.25

At a mini-roundabout you should:
(Mark one answer)



- Give way to traffic from the right
- Give way to traffic from the left
- Give way to traffic from the other way
- Stop even when clear

✓ Give way to traffic from the right

1.
11.26
MC

What does this sign mean?
(Mark one answer)




- Give way to oncoming vehicles
- Approaching traffic passes you on both sides
- Turn off at the next available junction
- Pass either side to get to the same destination

✓ Pass either side to get to the same destination

1.
11.27
MC

What does a circular traffic sign with a blue background do?
(Mark one answer)






- Give warning of a motorway ahead
- Give directions to a car park
- Give motorway information
- Give an instruction

✓ Give an instruction

1.
11.28
MC

Which of these signs means that you are entering a one-way street?
(Mark one answer)



✓

1.
11.29

What does a sign with a brown background show?
(Mark one answer)




- Tourist directions
- Primary roads
- Motorway routes
- Minor routes

✓ Tourist directions

1.
11.30
MC

What are triangular signs for?
(Mark one answer)



- To give warnings
- To give information
- To give order
- To give directions

✓ To give warnings

1.
11.31

What does this sign mean?
(Mark one answer)



- Turn left ahead
- T-junction
- No through road
- Give way

✓ T-junction

1.
11.32
MC

What does this sign
mean?
(Mark one answer)



- Crossroads
- Level crossing with gate
- Level crossing without gate
- Ahead only

✓ Crossroads

1.
11.33
MC

What does this sign
mean?
(Mark one answer)




- Ring road
- Mini-roundabout
- No vehicles
- Roundabout

✓ Roundabout

1.
11.34
MC

Which FOUR of these
would be indicated by
a triangular road sign?
(Mark four answers)



- Road narrows
- Ahead only
- Low bridge
- Minimum speed
- Children crossing
- T-junction

- ✓ Road narrows
- ✓ Low bridge
- ✓ Children crossing
- ✓ T-junction

1.
11.35

Which sign means that
pedestrians may be
walking together along
the road?
(Mark one answer)



1. 11.36 MC Which of these signs warn you of a pedestrian crossing? (Mark one answer)



1. 11.37 MC What does this sign mean? (Mark one answer)



- No footpath ahead
- Pedestrians only ahead
- Pedestrian crossing ahead
- School crossing ahead

✓ Pedestrian crossing ahead

1. 11.38 What does this sign mean? (Mark one answer)



- School crossing patrol
- No pedestrians allowed
- Pedestrian zone – no vehicles
- Pedestrian crossing ahead

✓ Pedestrian crossing ahead

1. 11.39 MC Which of these signs means there is a double bend ahead? (Mark one answer)



1. 11.40 MC What does this sign mean? (Mark one answer)




- Humpback bridge
- Humps in the road
- Entrance to tunnel
- Soft verges

✓ Humps in the road

1.
11.41

What does this sign mean?
(Mark one answer)

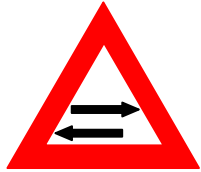



- Low bridge ahead
- Tunnel ahead
- Ancient monument ahead
- Accident black spot ahead

✓ Tunnel ahead

1.
11.42

Which of these signs means the end of a dual carriageway?
(Mark one answer)



1.
11.43

What does this sign mean?
(Mark one answer)



- End of dual carriageway
- Tall bridge
- Road narrows
- End of narrow bridge

✓ End of dual carriageway

1.
11.44
MC

What does this sign mean?
(Mark one answer)



- Two-way traffic ahead across a one-way street
- Traffic approaching you has priority
- Two-way traffic straight ahead
- Motorway contra flow system ahead

✓ Two-way traffic straight ahead

1.
11.45
MC

What does this traffic sign mean?
(Mark one answer)



- Slippery road ahead
- Tyres liable to punctures ahead
- Danger ahead
- Service area ahead

✓ Danger ahead

1.
11.46

You are about to overtake when you see this sign. You should:
(Mark one answer)



- Overtake the other driver as quickly as possible
- Move to the right to get a better view
- Switch your headlights on before overtaking
- Hold back until you can see clearly ahead

✓ Hold back until you can see clearly ahead

1.
11.47

What does this sign mean?
(Mark one answer)



- Adverse camber
- Steep hill downwards
- Uneven road
- Steep hill upwards

✓ Steep hill downwards

1.
11.48

What does this sign mean?
(Mark one answer)




- Quayside or river bank
- Steep hill downwards
- Slippery road
- Road liable to flooding

✓ Quayside or river bank

1.
11.49

What does this sign mean?
(Mark one answer)




- Turn left for parking area
- No through road on the left
- No entry for traffic turning left
- Turn left for ferry terminal

✓ No through road on the left

1.
11.50
MC



What does this sign mean?
(Mark one answer)






- T-junction
- No through road
- Telephone box ahead
- Toilet ahead

✓ No through road

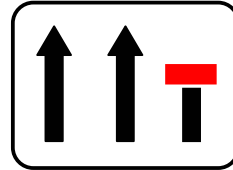
1. 11.51
MC
Which sign means 'no through road'?
(Mark one answer)






✓



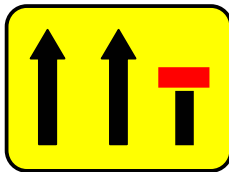
1. 11.52
Which of the following signs informs you that you are coming to a No Through Road?
(Mark one answer)



✓



1. 11.53
MC
What does this sign mean?
(Mark one answer)



- The right-hand lane ahead is narrow
- Right-hand lane for buses only
- Right hand lane for turning right
- The right-hand lane ahead is closed





✓ The right-hand lane ahead is closed

1. 11.54
MC
You see this traffic light ahead. Which light(s) will come on next?
(Mark one answer)




- Red alone
- Red and amber together
- Green and amber together
- Green alone

✓ Red alone

1. 11.55 MC	You are approaching a red traffic light. The signal will change from red to: <i>(Mark one answer)</i>	<ul style="list-style-type: none"> • Red and amber, then green • Green, then amber • Amber, then green • Green and amber, then green 	✓ Red and amber, then green
			
1. 11.56 MC	A red traffic light means: <i>(Mark one answer)</i>	<ul style="list-style-type: none"> • You should stop unless turning left • Stop, if you are able to brake safely • You must stop and wait behind the stop line • Proceed with caution 	✓ You must stop and wait behind the stop line
			
1. 11.57 MC	At traffic lights, amber on its own means: <i>(Mark one answer)</i>	<ul style="list-style-type: none"> • Prepare to go • Go if the way is clear • Go if no pedestrians are crossing • Stop at the stop line 	✓ Stop at the stop line
			
1. 11.58 MC	A red traffic light means: <i>(Mark one answer)</i>	<ul style="list-style-type: none"> • You must stop behind the white stop line • You may drive straight on if there is no other traffic • You may turn left if it is safe to do so • You must slow down and prepare to stop if traffic has started to cross 	✓ You must stop behind the white stop line
			

1.
11.59
MC

You are approaching traffic lights. Red and amber are showing. This means:
(Mark one answer)



- Pass the lights if the road is clear
- There is a fault with the lights – take care
- Wait for the green light before you pass the lights
- The lights are about to change to red

✓ Wait for the green light before you pass the lights

1.
11.60
MC

You are at a junction controlled by traffic lights. When should you NOT proceed at green?
(Mark one answer)

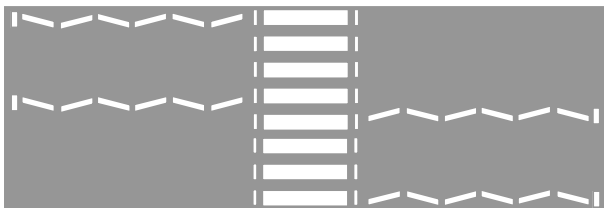


- When pedestrians are waiting to cross
- When your exit from the junction is blocked
- When you think the lights may be about to change
- When you intend to turn right

✓ When your exit from the junction is blocked

1.
11.61
MC

What do these zigzag lines at pedestrian crossings mean?
(Mark one answer)



- No parking at any time
- Parking allowed only for a short time
- Slow down to 20kph
- Sounding horns is not allowed

✓ No parking at any time




1.
11.62
MC

This marking appears on the road just before a
(Mark one answer)



- No entry sign
- Give way sign
- Stop sign
- No through road sign

✓ Give way sign

1. 11.63 MC	You see this line across the road at the entrance to a roundabout. What does it mean? (Mark one answer)	<ul style="list-style-type: none"> • Give way to traffic from the right • Traffic from the left has right of way • You have right of way • Stop at the line 	✓ Give way to traffic from the right
			
1. 11.64 MC	The driver of the car in front is giving this signal. What does it mean? (Mark one answer)	<ul style="list-style-type: none"> • The driver is slowing down • The driver intends to turn right • The driver wishes to overtake • The drivers intends to turn left 	✓ The drivers intends to turn left
			
1. 11.65	The driver of this car is giving an arm signal. What is he about to do? (Mark one answer)	<ul style="list-style-type: none"> • Turn to the right • Turn to the left • Go straight ahead • Let pedestrians cross 	✓ Turn to the left
			
1. 11.66	You are to turn right in busy traffic. How would you confirm your intention safely? (Mark one answer)	<ul style="list-style-type: none"> • Sound the horn • Give an arm signal also • Flash your headlamp • Position over the centre line at an angle 	✓ Give an arm signal also
1. 11.67	You want to turn right at a junction but you think that your indicators cannot be seen clearly. What should you do? (Mark one answer)	<ul style="list-style-type: none"> • Get out and check if your indicators can be seen • Stay in the left-hand lane • Keep well over to the right • Give an arm signal as well as an indicator signal 	✓ Give an arm signal as well as an indicator signal
1. 11.68 MC	When may you sound the horn on your vehicle? (Mark one answer)	<ul style="list-style-type: none"> • To give you right of way • To attract a friend's attention • To warn others of your presence • To make slower drivers move over 	✓ To warn others of your presence

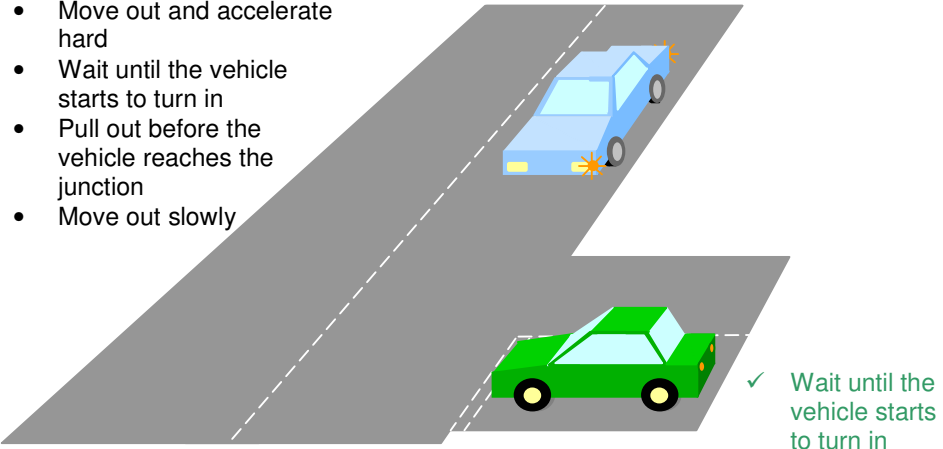
1. 11.69 MC Why should you make sure that you have cancelled your indicators after turning? (Mark one answer)

- To avoid flattening the battery
- To avoid misleading other road users
- To avoid dazzling other road users
- To avoid damage to the indicator relay

✓ To avoid misleading other road users


1. 11.70 You are waiting a T-junction. A vehicle is coming from the right with the left signal flashing. What should you do? (Mark one answer)

- Move out and accelerate hard
- Wait until the vehicle starts to turn in
- Pull out before the vehicle reaches the junction
- Move out slowly




✓ Wait until the vehicle starts to turn in

1. 11.71 Which of these signs means that the national speed limit applies? (Mark one answer)




✓

1. 11.72 Which of the following describe these road markings? (Mark one answer)



- Central reservation and can be used for overtaking if no traffic is coming from the opposite direction.
- Hatched traffic stream separator warning lines that may be used for overtaking as long as no traffic is coming from the opposite direction.
- Hatching bordered by continuous solid white lines intended to separate two opposing streams of traffic, which lines must not be crossed or hatched area entered into except in an emergency or when directed to do so by the police.

✓ Hatching bordered by continuous solid white lines intended to separate two opposing streams of traffic, which lines must not be crossed or hatched area entered into except in an emergency or when directed to do so by the police.

1. 11.73 MC	What is the maximum speed limit in a built up area unless indicated otherwise? (Mark one answer)	<ul style="list-style-type: none"> • 30 kph • 40kph • 50kph • 60kph 	✓ 50kph
1. 11.74	What do these road markings mean? (Mark one answer)	 <ul style="list-style-type: none"> • Central limit of dual carriageway and may be crossed only when overtaking. • Continuous solid double white line (Centre line) which vehicles must not drive over, across or astride except to enter a side road, unless prohibited from doing so by appropriate signage. • Lines on the road just to mark the lanes and guide traffic flows, which have no legal or safety implications. • No stopping or parking permitted. 	✓ Continuous solid double white line (Centre line) which vehicles must not drive over, across or astride except to enter a side road, unless prohibited from doing so by appropriate signage.

Documents

Ref	Question	Possible Answers	Correct Answer(s)
1. 12.1	To supervise a learner driver you must: (Mark one answer)	<ul style="list-style-type: none"> • Have held a full licence for at least 5 years • Be at least 23 • Be an approved driving instructor • Hold an advanced driving certificate 	✓ Have held a full licence for at least 5 years
1. 12.2	For which TWO of these must you show your motor insurance certificate? (Mark two answer)	<ul style="list-style-type: none"> • When buying or selling a vehicle • When a police officer asks you for it • When you are taxing your vehicle • When having a VRT inspection 	<ul style="list-style-type: none"> ✓ When a police officer asks you for it ✓ When you are taxing your vehicle
1. 12.3	Before driving anyone else's motor vehicle you should make sure that: (Mark one answer)	<ul style="list-style-type: none"> • The vehicle owner has third party insurance cover • Your own vehicle has insurance cover • The vehicle is insured for your use • The owner has left the insurance documents in the vehicle 	✓ The vehicle is insured for your use
1. 12.4 MC	What is the legal minimum insurance cover you must have to drive on public roads? (Mark one answer)	<ul style="list-style-type: none"> • Third party, fire and theft • Fully comprehensive • Third party only • Personal injury cover 	✓ Third party only

1. 12.5	Your car has third party insurance. What does this cover? (Mark three answers)	<ul style="list-style-type: none"> • Damage to your own car • Damage to your car by fire • Injury to another person • Damage to someone's property • Damage to other vehicles • Injury to yourself 	<ul style="list-style-type: none"> ✓ Injury to another person ✓ Damage to someone's property ✓ Damage to other vehicles
1. 12.6	A VRT certificate is normally valid for: (Mark one answer)	<ul style="list-style-type: none"> • Two years after the date it was issued • 10,000 miles • One year after the date it was issued • 30,000 miles 	<ul style="list-style-type: none"> ✓ Two years after the date it was issued
1. 12.7	Which THREE of the following do you need before you can drive legally? (Mark three answers)	<ul style="list-style-type: none"> • A valid signed driving licence • A valid road tax disc displayed on your vehicle • Proof of your identity • Proper insurance cover • Breakdown cover • A vehicle handbook 	<ul style="list-style-type: none"> ✓ A valid signed driving licence ✓ A valid road tax disc displayed on your vehicle ✓ Proper insurance cover
1. 12.8	Which THREE pieces of information are found on a vehicle registration document? (Mark three answers)	<ul style="list-style-type: none"> • Registered keeper • Make of the vehicle • Service history details • Date of the VRT • Type of insurance cover • Engine size 	<ul style="list-style-type: none"> ✓ Registered keeper ✓ Make of the vehicle ✓ Engine size
1. 12.9	What is the maximum number of penalty points that will automatically disqualify a driver who holds a probational driving licence? (Mark one answer)	<ul style="list-style-type: none"> • 15 points over a five 5 year period. • 12 points at any time during a 3 year period. • 10 points during any one year period. • 18 points over a two year period. • 4 points a year over a 3 year period. 	<ul style="list-style-type: none"> ✓ 12 points at any time during a 3 year period.
1. 12.10	Apart from suffering any punishment according to law, what will a disqualified driver have to do to obtain a driving licence? (Mark one answer)	<ul style="list-style-type: none"> • Wait for any disqualification period to pass and apply for a duplicate driving licence. • Pay any outstanding fines, submit a new licence application and re-sit and pass the theory test at any time during disqualification period. • Re-apply as for a new driver after expiry of disqualification period and must re-sit and pass both the theory test and test of skills and behaviour. • Simply re-sit and pass the test of skills and behaviour. 	<ul style="list-style-type: none"> ✓ Re-apply as for a new driver after expiry of disqualification period and must re-sit and pass both the theory test and test of skills and behaviour.

1. 12.11	Who is responsible for ensuring that a vehicle is fully road worthy when driven on a public road? <i>(Mark one answer)</i>	<ul style="list-style-type: none"> • The VRT tester. • Your mechanic. • Nobody in particular. • You, the driver. 	✓ You, the driver.
-------------	---	--	--------------------

Accidents

Ref	Question	Possible Answers	Correct Answer(s)
1. 13.1 MC	At the scene of an accident you should: <i>(Mark one answer)</i>	<ul style="list-style-type: none"> • Not put yourself at risk • Go to those casualties who are screaming • Pull everybody out of their vehicles • Leave vehicle engines switched on 	✓ Not put yourself at risk
1. 13.2 MC	You are the first to arrive at the scene of an accident. Which FOUR of these should you do? <i>(Mark four answers)</i>	<ul style="list-style-type: none"> • Leave as soon as another motorist arrives • Switch off the vehicle engine(s) • Move uninjured people away from the vehicle(s) • Call the emergency services • Warn other traffic 	<ul style="list-style-type: none"> ✓ Switch off the vehicle engine(s) ✓ Move uninjured people away from the vehicle(s) ✓ Call the emergency services ✓ Warn other traffic
1. 13.3	You are the first person to arrive at an accident where people are badly injured. Which THREE should you do? <i>(Mark three answers)</i>	<ul style="list-style-type: none"> • Switch on your own hazard warning lights • Make sure that someone telephones for an ambulance • Try and get people who are injured to drink something • Move the people who are injured clear of their vehicles • Get people who are not injured clear of the scene 	<ul style="list-style-type: none"> ✓ Switch on your own hazard warning lights ✓ Make sure that someone telephones for an ambulance ✓ Get people who are not injured clear of the scene
1. 13.4 MC	You arrive at the scene of a motorcycle accident. The rider is injured. When should the helmet be removed? <i>(Mark one answer)</i>	<ul style="list-style-type: none"> • Only when it is essential • Always straight away • Only when the motorcyclist asks • Always, unless they are in shock 	✓ Only when it is essential
1. 13.5 MC	You arrive at a serious motorcycle accident. The motorcyclist is unconscious and bleeding. Your main priorities should be to: <i>(Mark three answers)</i>	<ul style="list-style-type: none"> • Try to stop the bleeding • Make a list of witnesses • Check the casualty's breathing • Take the numbers of the vehicles involved • Sweep up any loose debris • Check the casualty's airways 	<ul style="list-style-type: none"> ✓ Try to stop the bleeding ✓ Check the casualty's breathing ✓ Check the casualty's airways

1. 13.6 MC	You arrive at an accident. A motorcyclist is unconscious. Your FIRST priority is the casualty's <i>(Mark one answer)</i>	<ul style="list-style-type: none"> • Breathing • Bleeding • Broken bones • Bruising 	✓ Breathing
1. 13.7 MC	At an accident a casualty is unconscious. Which THREE of the following should you check urgently? <i>(Mark three answers)</i>	<ul style="list-style-type: none"> • Circulation • Airway • Shock • Breathing • Broken bones 	<ul style="list-style-type: none"> ✓ Circulation ✓ Airway ✓ Breathing
1. 13.8	In first aid what does ABC stand for? <i>(Mark three answers)</i>	<ul style="list-style-type: none"> • Airway • Bleeding • Conscious • Breathing • Circulation • Alert 	<ul style="list-style-type: none"> ✓ Airway ✓ Breathing ✓ Circulation
1. 13.9 MC	At an accident someone is unconscious. Your main priorities should be to: <i>(Mark three answers)</i>	<ul style="list-style-type: none"> • Sweep up the broken glass • Take the names of witness • Count the number of vehicles involved • Check the airway is clear • Make sure they are breathing • Stop any heavy bleeding 	<ul style="list-style-type: none"> ✓ Check the airway is clear ✓ Make sure they are breathing ✓ Stop any heavy bleeding
1. 13.10 MC	Which of the following should you NOT do at the scene of an accident? <i>(Mark two answers)</i>	<ul style="list-style-type: none"> • Warn other traffic by switching on your hazard warning lights • Call the emergency services immediately • Offer someone a cigarette to calm them down • Give them an alcoholic drink • Ask drivers to switch off their engines 	<ul style="list-style-type: none"> ✓ Offer someone a cigarette to calm them down ✓ Give them an alcoholic drink
1. 13.11 MC	There has been an accident. The driver is suffering from shock. You should: <i>(Mark two answers)</i>	<ul style="list-style-type: none"> • Give them a drink • Reassure them • Not leave them alone • Offer them a cigarette • Ask who caused the accident 	<ul style="list-style-type: none"> ✓ Reassure them ✓ Not leave them alone
1. 13.12 MC	You are at the scene of an accident. Someone is suffering from shock. You should: <i>(Mark three answers)</i>	<ul style="list-style-type: none"> • Offer them a cigarette • Offer them a warm drink • Keep them warm • Loosen any tight clothing • Reassure them constantly 	<ul style="list-style-type: none"> ✓ Keep them warm ✓ Loosen any tight clothing ✓ Reassure them constantly

1. 13.13 MC	You arrive at the scene of a motorcycle accident. No other vehicle is involved. The rider is unconscious, lying in the middle of the road. The first thing you should do is: <i>(Mark one answer)</i>	<ul style="list-style-type: none"> • Move the rider out of the road • Warn other traffic • Clear the road of debris • Give the rider reassurance 	✓ Warn other traffic
1. 13.14 MC	At an accident a small child is not breathing. When giving a mouth to mouth you should breathe <i>(Mark one answer)</i>	<ul style="list-style-type: none"> • Sharply • Gently • Heavily • Rapidly 	✓ Gently
1. 13.15 MC	To start mouth to mouth on a casualty you should: <i>(Mark three answers)</i>	<ul style="list-style-type: none"> • Tilt their head forward • Clear the airway • Turn them on their side • Tilt their head back • Pinch the nostrils together • Put their arms across their chest 	<ul style="list-style-type: none"> ✓ Clear the airway ✓ Tilt their head back ✓ Pinch the nostrils together
1. 13.16 MC	You arrive at the scene of an accident. There has been an engine fire and someone's hands and arms have been burnt. You should NOT: <i>(Mark one answer)</i>	<ul style="list-style-type: none"> • Douse the burn thoroughly with cool liquid • Lay the casualty down • Remove anything sticking to the burn • Reassure them constantly 	✓ Remove anything sticking to the burn
1. 13.17 MC	You arrive at an accident where someone is suffering from severe burns. You should: <i>(Mark one answer)</i>	<ul style="list-style-type: none"> • Apply lotions to the injury • Burst any blisters • Remove anything stuck to the burns • Douse the burns with cool liquid 	✓ Douse the burns with cool liquid
1. 13.18 MC	You arrive at the scene of an accident. A pedestrian has a severe bleeding wound on their leg, although it is not broken. What should you do? <i>(Mark two answer)</i>	<ul style="list-style-type: none"> • Dab the wound to stop bleeding • Keep both legs flat on the ground • Apply firm pressure to the wound • Raise the leg to lessen bleeding • Fetch them a warm drink 	<ul style="list-style-type: none"> ✓ Apply firm pressure to the wound ✓ Raise the leg to lessen bleeding
1. 13.19 MC	You arrive at a scene of an accident. A passenger is bleeding badly from an arm wound. What should you do? <i>(Mark one answer)</i>	<ul style="list-style-type: none"> • Apply pressure over the wound and keep the arm down • Dab the wound • Get them a drink • Apply pressure over the wound and raise the arm 	✓ Apply pressure over the wound and raise the arm
1. 13.20 MC	At an accident a casualty is unconscious but still breathing. You should only move them if <i>(Mark one answer)</i>	<ul style="list-style-type: none"> • An ambulance is on its way • Bystanders advise you to • There is further danger • Bystanders will help you to 	✓ There is further danger

1. 13.21 MC	At an accident you suspect a casualty has back injuries. The area is safe. You should: <i>(Mark one answer)</i>	<ul style="list-style-type: none"> • Offer them a drink • Not move them • Raise their legs • Offer them a cigarette 	✓ Not move them
1. 13.22	For which TWO should you use hazard-warning lights? <i>(Mark two answers)</i>	<ul style="list-style-type: none"> • When you slow down quickly because of a hazard ahead • When you have broken down • When you wish to stop on double yellow lines • When you need to park on the pavement 	<ul style="list-style-type: none"> ✓ When you slow down quickly because of a hazard ahead ✓ When you have broken down
1. 13.23	For which THREE should you use your hazard warning lights? <i>(Mark three answers)</i>	<ul style="list-style-type: none"> • When you are parking in a restricted area • When you are temporarily obstructing traffic • To warn following traffic of a hazard ahead • When you have broken down • When only stopping for a short time 	<ul style="list-style-type: none"> ✓ When you are temporarily obstructing traffic ✓ To warn following traffic of a hazard ahead ✓ When you have broken down
1. 13.24	When should you switch on your hazard warning lights? <i>(Mark one answer)</i>	<ul style="list-style-type: none"> • When you cannot avoid causing an obstruction • When you are driving slowly due to bad weather • When you are towing a broken down vehicle • When you are parked on double yellow lines 	✓ When you cannot avoid causing an obstruction
1. 13.25	The police may ask you to produce which three of these documents following an accident? <i>(Mark three answers)</i>	<ul style="list-style-type: none"> • Vehicle registration document • Driving licence • Theory test certificate • Insurance certificate • VRT test certificate • Road tax disc 	<ul style="list-style-type: none"> ✓ Vehicle registration document ✓ Driving licence ✓ Insurance certificate
1. 13.26	Your tyre bursts while you are driving. Which TWO things should you do? <i>(Mark two answers)</i>	<ul style="list-style-type: none"> • Pull on the handbrake • Brake as quickly as possible • Pull up slowly at the side of the road • Hold the steering wheel firmly to keep control • Continue on at a normal speed 	<ul style="list-style-type: none"> ✓ Pull up slowly at the side of the road ✓ Hold the steering wheel firmly to keep control
1. 13.27	Which TWO things should you do when a front tyre bursts? <i>(Mark two answers)</i>	<ul style="list-style-type: none"> • Apply the handbrake to stop the vehicle • Brake firmly and quickly • Let the vehicle roll to a stop • Hold the steering wheel lightly • Grip the steering wheel firmly 	<ul style="list-style-type: none"> ✓ Let the vehicle roll to a stop ✓ Grip the steering wheel firmly

1. 13.28 MC	On the dual carriageway the hard shoulder should be used (Mark one answer)	<ul style="list-style-type: none"> To answer a mobile phone When an emergency arises For a short rest when tired To check a road atlas 	✓ When an emergency arises
-------------------	---	--	----------------------------

Vehicle loading

Ref	Question	Possible Answers	Correct Answer(s)
1. 14.1	Overloading your vehicle can seriously affect the (Mark two answers)	<ul style="list-style-type: none"> Gearbox Steering Handling Battery life Journey time 	<ul style="list-style-type: none"> ✓ Steering ✓ Handling
1. 14.2	Who is responsible for making sure that a vehicle is not overloaded? (Mark one answer)	<ul style="list-style-type: none"> The driver or rider of the vehicle The owner of the items being carried The person who loaded the vehicle The owner of the vehicle 	✓ The driver or rider of the vehicle
1. 14.3	Any load that is carried on a roof rack MUST be: (Mark one answer)	<ul style="list-style-type: none"> Securely fastened when driving Carried only when strictly necessary As light as possible Covered with plastic sheeting 	✓ Securely fastened when driving
1. 14.4	A heavy load on your roof rack will: (Mark one answer)	<ul style="list-style-type: none"> Improve the road holding Reduce the stopping distance Make the steering lighter Reduce stability 	✓ Reduce stability
1. 14.5	What do child locks in a vehicle do? (Mark one answer)	<ul style="list-style-type: none"> Lock the seat belt buckles in place Lock the rear windows in the up position Stop children from opening rear doors Stop the rear seats from tipping forward 	✓ Stop children from opening rear doors